

## **Result of Analysis Student Feedback regarding curriculum and infrastructure (2021-22)**

The college aims to offer the best possible learning environment to the students in order to enable them to develop full potential. Students feedback related to curriculum as well as infrastructure is very significant to enhance the quality of teaching and learning experience. Feedback from students allow them the opportunities to comment on various aspects of curriculum and infrastructure this provides us with valuable suggestions for further improvements.

### **Methodology**

Feedback from students on curriculum and infrastructure was obtained through structured questioner which included 10 questions in various aspects.

A Five-point Likert scale is used with Weights assigned from 1 to 5 to different levels as follow.

1. Strongly Disagree
2. Disagree
3. Neutral
4. Agree
5. Strongly Agree

The range of each order and level is determine by the following formula

**(Highest point in Likert scale – Lowest Point in Likert Scale) / Number of Levels)**

**Range =  $(5-1)/5=4/5=0.8$**

**Range for Strongly Disagree= (1.0 to 1.8)**

**Range for Disagree= (1.8 to 2.6)**

**Range for Neutral = (2.6 to 3.4)**

**Range for Agree= (3.4 to 4.2)**

**Range for Strongly Agree= (4.2 to 5.0)**

## Data Analysis and Interpretation

Following is the tabular analysis of each question showing number of students' responses on five points Likert Scale. Percentage of students' responses, weighted score and weighted mean score on each question

### Question No. (1) The curriculum covers the relevant topics for the assigned subject.

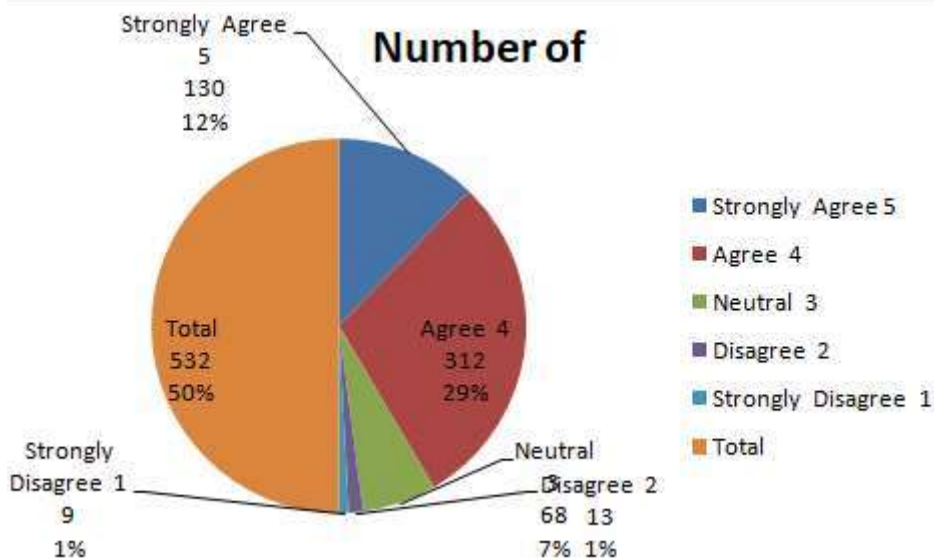
(ਪਾਠਕ੍ਰਮ ਨਿਰਧਾਰਤ ਵਿਸ਼ੇ ਲਈ ਸੰਬੰਧਿਤ ਵਿਸ਼ਿਆਂ ਨੂੰ ਕਵਰ ਕਰਦਾ ਹੈ।)

	Strongly Agree 5	Agree 4	Neutral 3	Disagree 2	Strongly Disagree 1	Total
Number of Students	130	312	68	13	9	532
Percentage	24.43	58.64	12.78	2.44	1.69	100
Weighted Score	650.00	1248.00	204.00	26.00	9.00	2137.00
Weighted Mean Score						4.01

**Table 1: Responses on basis that the curriculum covers the relevant topics for the assigned subject**

Table 1. shows that out of 532 students surveyed. 130 i.e. 24.43% of students strongly agree that the curriculum cover the relevant topic for assigned subjects, 312 i.e. 58.64% of students agree for the same, 68 i.e. 12.78%, students views are neutral, 13 i.e. 2.44% students are disagree and 9 i.e. 1.69% students are strongly disagree that the curriculum covers the relevant topic for the assignment subjects.

The results of Question 1 are presented below in the diagram as shown fig.1



**Fig 1 . Percentage of responses on basis that the curriculum covers the relevant topics for the assigned subject.**

Here, it is also observed that Weighted Mean Score of Question1 is 4.01 which lies between the Likert range of 3.4 to 4.2 i.e. range for 'Agree'. So, it can be concluded that there the agreement between students that the curriculum covers the relevant topics for the assigned subjects

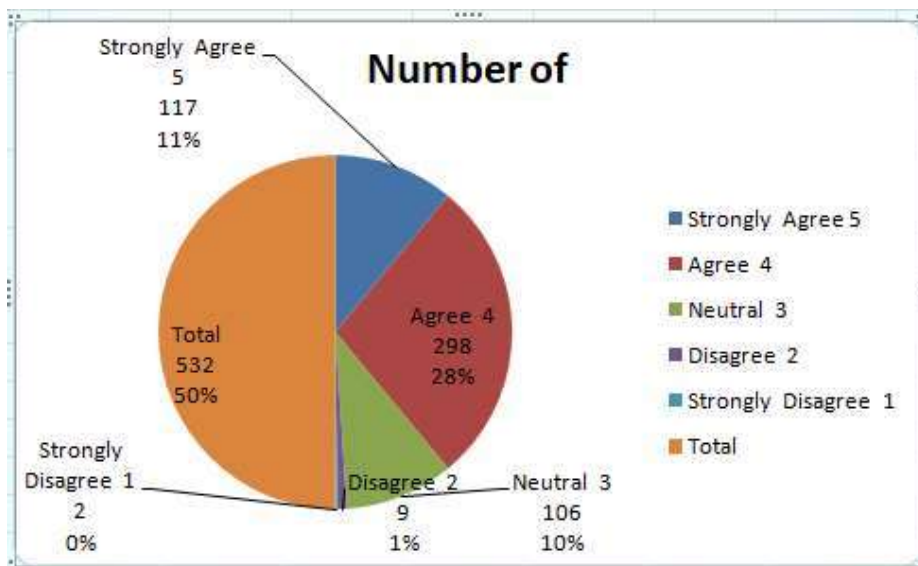
**Question No. (2) The entire syllabus is covered in the allotted time period.(ਪੂਰਾ ਸਿਲੇਬਸ ਨਿਰਧਾਰਤ ਸਮੇਂ ਵਿੱਚ ਕਵਰ ਕੀਤਾ ਜਾਂਦਾ ਹੈ।)**

**Table 2: Responses on basis that the entire syllabus is covered in the allotted time period.**

	<b>Strongly Agree 5</b>	<b>Agree 4</b>	<b>Neutral 3</b>	<b>Disagree 2</b>	<b>Strongly Disagree 1</b>	<b>Total</b>
<b>Number of Students</b>	117	298	106	09	02	532
<b>Percentage</b>	21.99	56.01	19.92	1.69	0.37	100
<b>Weighted Score</b>	585	1192.00	318.00	18.00	2.00	2115.00
<b>Weighted Mean Score</b>						3.97

Table 2. shows that out of 532 students surveyed. 117 i.e. 21.99% of students strongly agree that syllabus is covered in the allocated time period 298 i.e. 56.01% of students agree for the same, 106 i.e. 19.92, students views are neutral, 09 i.e. 1.69% students are disagree and 02 i.e. 0.37% students are strongly disagree that syllabus is covered in the allocated time period.

The results Question 2 are presented below in the diagram as shown fig.2



**Fig 2. Percentage of responses on the basis that the entire syllabus is covered in the allotted time period.**

Here, it is also observed that Weighted Mean Score of Question1 is 3.87 which lies between the Likert range for 'Agree' and hence it can be concluded that there the agreement between students that syllabus is covered in the allocated time period

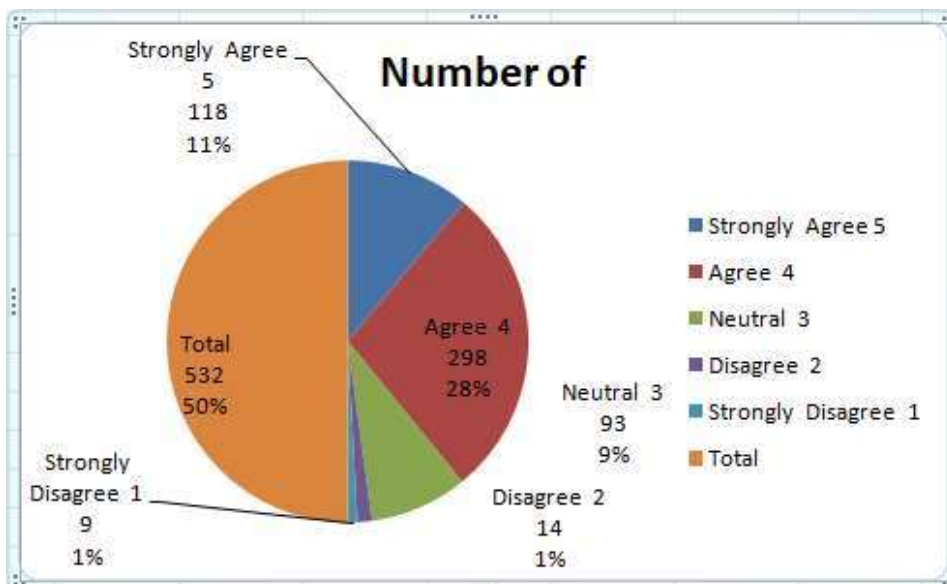
**3 Recent advancements are regularly upgraded and added in the curriculum. (ਹਾਲੀਆਤਰੱਕੀਨੂੰਨਿਯਮਿਤਤੌਰ'ਤੇਅੱਪਗਰੇਡਕੀਤਾਜਾਂਦਾਹੈਅਤੇਪਾਠਕ੍ਰਮਵਿੱਚਸ਼ਾਮਲਕੀਤਾਜਾਂਦਾਹੈ)**

**Table 3: Responses on the basis that Recent advancements are regularly upgraded and added in the curriculum.**

	Strongly Agree 5	Agree 4	Neutral 3	Disagree 2	Strongly Disagree 1	Total
Number of Students	118	298	93	14	9	532
Percentage	22.18	56.01	17.48	2.63	1.69	100
Weighted Score	590	1192.00	279.00	28.00	9.00	2098.00
Weighted Mean Score						3.94

Table 3. shows that out of 532 students surveyed. 118 i.e. 22.18% of students strongly agree that Recent advancements are regularly upgraded and added in the curriculum.298 i.e. 56.01% of students agree for the same, 93 i.e.17.48, students views are neutral, 14 i.e. 2.63% students are disagree and 9 i.e. 1.69% students are strongly disagree that Recent advancements are regularly upgraded and added in the curriculum.

The results Question 3 are presented below in the diagram as shown fig.3



**Fig 3. Percentage of responses on the basis that Recent advancements are regularly upgraded and added in the curriculum.**

Here, it is also observed that Weighted Mean Score of Question3 is 3.94 which lies between the Likert range for 'Agree' and hence it can be concluded that there the agreement between students that Recent advancements are regularly upgraded and added in the curriculum.

**Question No 4. The curriculum is helpful in enhancing your knowledge as well as skills and competency. (ਪਾਠਕ੍ਰਮ ਤੁਹਾਡੇ ਗਿਆਨ ਦੇ ਨਾਲ-ਨਾਲ ਹੁਨਰ ਅਤੇ ਯੋਗਤਾ ਨੂੰ ਵਧਾਉਣ ਵਿੱਚ ਮਦਦਗਾਰ ਹੈ।)**

**Table 4: Responses on the basis of that curriculum is helpful in enhancing your knowledge as well as skills and competency.**

	Strongly Agree 5	Agree 4	Neutral 3	Disagree 2	Strongly Disagree 1	Total
Number of Students	109	260	139	18	6	532
Percentage	20.48	48.87	26.12	3.38	1.12	100
Weighted Score	545.00	1040.00	417.00	36.00	6.00	2044.00
Weighted Mean Score						3.84

**Table 4.** shows that out of 532 students surveyed. 109 i.e., 20.48% of students strongly agree that the curriculum is helpful in enhancing your knowledge as well as skills and competency. 260 i.e., 48.87% of students agree for the same, 139 i.e., 26.12, students' views are neutral, 18 i.e., 3.38% students are disagreeing and 6 i.e., 1.12% students are strongly disagreeing that the curriculum is helpful in enhancing our knowledge as well as skills and competency.

The results Question 4 are presented below in the diagram as shown fig.4

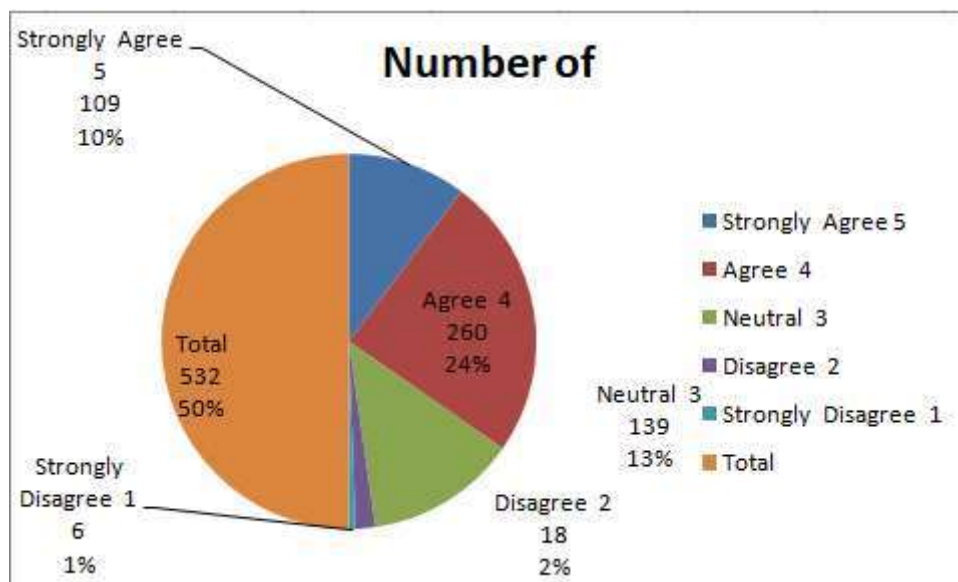


Fig 4. Percentage of responses on the basis that curriculum is helpful in enhancing your knowledge as well as skills and competency.

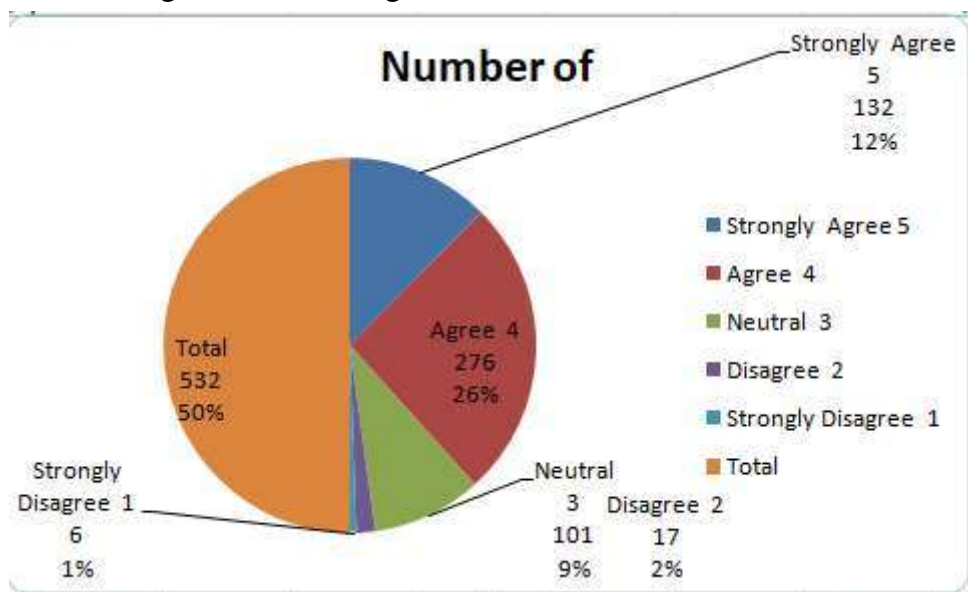
Here, it is also observed that Weighted Mean Score of Question 4 is 3.84 which lies between the Likert range for 'Agree' and hence it can be concluded that there the agreement between students that the curriculum is helpful in enhancing your knowledge as well as skills and competency.

**Question 5 The curriculum gives adequate weightage to theory and applied knowledge.**(ਗਿਆਨਪਾਠਕ੍ਰਮਥਿਊਰੀਲਾਗੂਕਰਨਲਈਢੁਕਵਾਂਵਜ਼ਨਦਿੰਦਾਰੈ)

Table 5: Responses on the basis of that curriculum gives adequate weightage to theory and applied knowledge.

	Strongly Agree 5	Agree 4	Neutral 3	Disagree 2	Strongly Disagree 1	Total
Number of Students	132	276	101	17	6	532
Percentage	24.81	51.87	18.98	3.19	1.12	100
Weighted Score	660.00	1104.00	303.00	34.00	6.00	2107.00
Weighted Mean Score						3.96

Table 5. shows that out of 532 students surveyed. 132 i.e., 24.81% of students strongly agree that Responses on coverage of the curriculum gives adequate weightage to theory and applied knowledge. 276 i.e., 51.87% of students agree for the same, 101 i.e.,18.98% students' views are neutral, 17 i.e., 1.12% students are disagreeing and 6 i.e., 1.12% students are strongly disagreeing that Responses on coverage of the curriculum gives adequate weightage to theory and applied knowledge. **The results Question 5 are presented below in the diagram as shown fig.5**



**Fig 5. Percentage of responses on the basis that curriculum gives adequate weightage to theory and applied knowledge.**

Here, it is also observed that Weighted Mean Score of Question 5 is 3.96 which lies between the Likert range for 'Agree' and hence it can be concluded that there the agreement between on coverage of the curriculum gives adequate weightage to theory and applied knowledge.

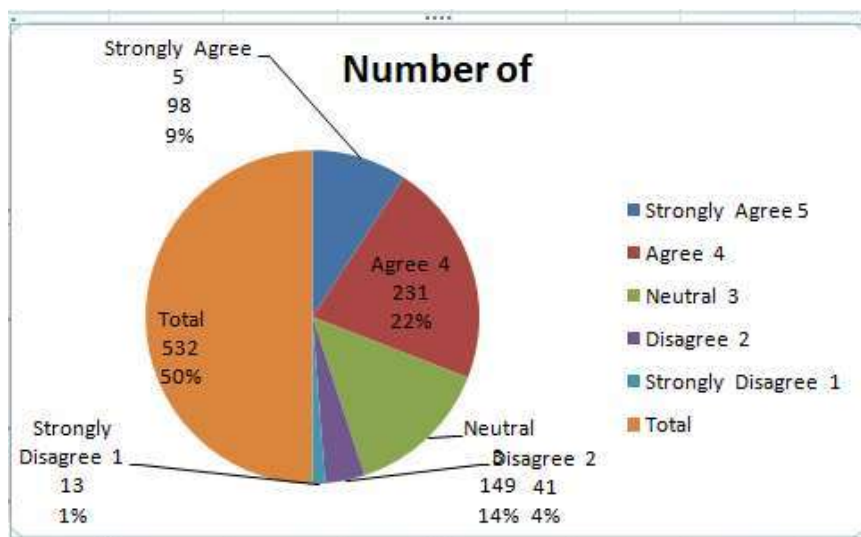
**6. The syllabus is structured to enhance the employability skills of the students.** (ਸਿਲੇਬਸਦਾ ਢਾਂਚਾ ਵਿਦਿਆਰਥੀ ਦੇ ਰੁਜ਼ਗਾਰ ਯੋਗਤਾ ਦੇ ਹੁਨਰ ਨੂੰ ਵਧਾਉਣ ਲਈ ਬਣਾਇਆ ਗਿਆ ਹੈ)

**Table 6: Responses on the basis of that syllabus is structured to enhance the employability skills of the students.**

	Strongly Agree 5	Agree 4	Neutral 3	Disagree 2	Strongly Disagree 1	Total
Number of Students	98	231	149	41	13	532
Percentage	18.42	43.42	28.00	7.70	2.44	100
Weighted Score	490.00	924.00	447.00	82.00	13.00	1956.00
Weighted Mean Score						3.67

Table 6. shows that out of 532 students surveyed. 98 i.e., 18.42% of students strongly agree that Responses on.The syllabus is structured to enhance the employability skills of the students. 231 i.e., 43.42% of students agree for the same, 149 i.e.,28.00% students' views are neutral, 41 i.e., 7.70% students are disagreeing and 13 i.e., 2.44% students are strongly disagreeing that Responses on the syllabus is structured to enhance the employability skills of the students.

The results Question 6 are presented below in the diagram as shown fig.6



**Fig 6. Percentage of responses on the basis of that syllabus is structured to enhance the employability skills of the students.**

Here, it is also observed that Weighted Mean Score of Question 6 is 3.67 which lies between the Likert range for 'Agree' and hence it can be concluded that there the agreement between the syllabus is structured to enhance the employability skills of the students.

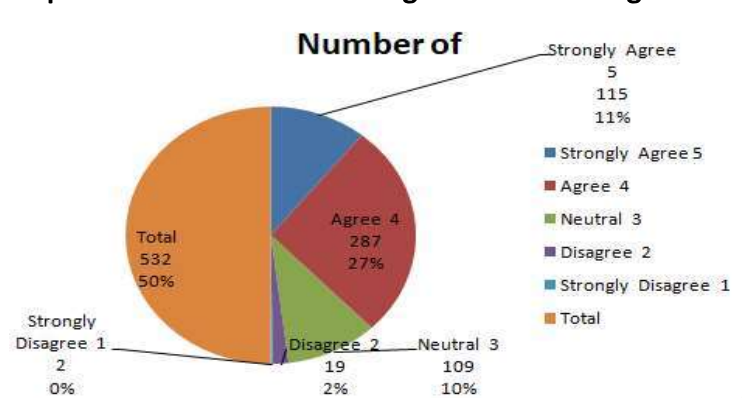
**7. College library has sufficient books and reference material to cover the topics of syllabus. (ਕਾਲਜ ਲਾਇਬ੍ਰੇਰੀ ਵਿੱਚ ਸਿਲੇਬਸ ਦੇ ਵਿਸ਼ੇ ਨੂੰ ਕਵਰ ਕਰਨ ਲਈ ਲੋੜੀਂਦੀਆਂ ਕਿਤਾਬਾਂ ਅਤੇ ਹਵਾਲਾ ਸਮੱਗਰੀ ਹੈ।)**

**Table 7: Responses on the basis of that College library has sufficient books and reference material to cover the topics of syllabus.**

	Strongly Agree 5	Agree 4	Neutral 3	Disagree 2	Strongly Disagree 1	Total
Number of Students	115	287	109	19	2	532
Percentage	21.61	53.94	20.48	3.57	0.37	100
Weighted Score	575.00	1148.0	327.00	38.00	2.00	2090.00
Weighted Mean Score						3.92

Table 7. shows that out of 532 students surveyed. 115 i.e., 21.61% of students strongly agree that Responses on.College library has sufficient books and reference material to cover the topics of syllabus. 287 i.e., 53.94% of students agree for the same, 109 i.e.,20.48% students' views are neutral, 19 i.e., 3.57% students are disagreeing and 2 i.e., 0.37% students are strongly disagreeing that Responses on the College library has sufficient books and reference material to cover the topics of syllabus.

The results Question 7 are presented below in the diagram as shown fig.7





**Fig 7. Percentage of responses on the basis of that College library has sufficient books and reference material to cover the topics of syllabus.**

Here, it is also observed that Weighted Mean Score of Question 7. is 3.92 which lies between the Likert range for 'Agree' and hence it can be concluded that there is the College library has sufficient books and reference material to cover the topics of syllabus

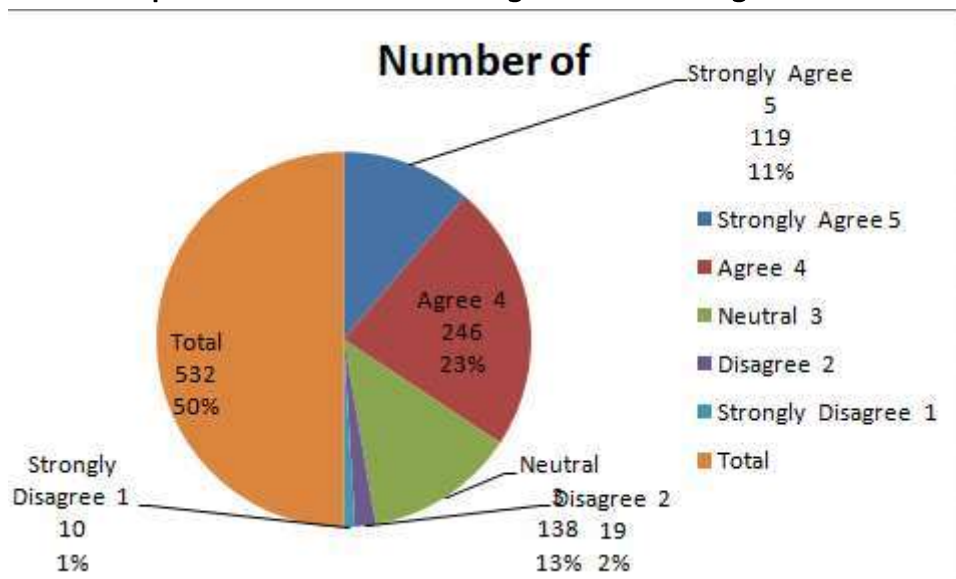
**8. College library has adequate E- Based Resources.(ਕਾਲਜ ਲਾਇਬ੍ਰੇਰੀ ਵਿੱਚ ਲੋੜੀਂਦੇ ਈ-ਅਧਾਰਤ ਸਰੋਤ ਹਨ।)**

**Table 8: Responses on the basis of that College library has adequate E- Based Resources subject.**

	<b>Strongly Agree 5</b>	<b>Agree 4</b>	<b>Neutral 3</b>	<b>Disagree 2</b>	<b>Strongly Disagree 1</b>	<b>Total</b>
<b>Number of Students</b>	119	246	138	19	10	532
<b>Percentage</b>	22.36	46.24	25.93	3.57	1.87	100
<b>Weighted Score</b>	595.00	984.00	414.00	38.00	10.00	2041.00
<b>Weighted Mean Score</b>						3.83

Table 8. shows that out of 532 students surveyed. 119 i.e., 22.36% of students strongly agree that Collegelibrary has adequate E- Based Resources. 246 i.e., 46.24% of students agree for the same, 138 i.e.,25.93% students' views are neutral, 19 i.e., 3.57% students are disagreeing and 10 i.e., 1.87% students are strongly disagreeing that Responses College library has adequate E- Based Resources.

**The results Question 8 are presented below in the diagram as shown fig.8**



**Fig 8. Percentage of responses on the basis of that College library has adequate E- Based Resources.**

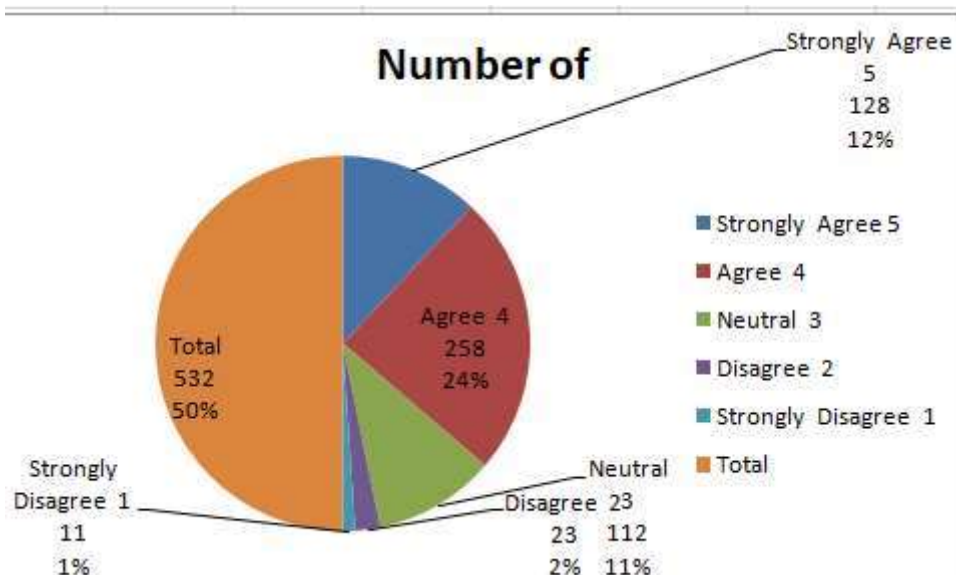
Here, it is also observed that Weighted Mean Score of Question 8. is 3.83 which lies between the Likert range for 'Agree' and hence it can be concluded that there is the College library has adequate E- Based Resources.

**9. The institute has sufficient ICT facilities .(ਸੰਸਥਾ ਕੋਲ ਲੋੜੀਂਦੀਆਂ ਆਈਸੀਟੀ ਸਹੂਲਤਾਂ ਹਨ।)**

**Table 9: Responses on the basis that institute has sufficient ICT facilities.**

	Strongly Agree 5	Agree 4	Neutral 3	Disagree 2	Strongly Disagree 1	Total
Number of Students	128	258	112	23	11	532
Percentage	24.06	48.49	21.05	4.32	2.06	100
Weighted Score	640.00	1132.00	336.00	46.00	11.00	2065.00
Weighted Mean Score						3.88

Table 9. shows that out of 532 students surveyed. 128 i.e., 24.06% of students strongly agree that Theinstitute has sufficient ICT facilities.258 i.e., 48.49% of students agree for the same, 112 i.e.,21.05% students' views are neutral, 23 i.e., 4.32% students are disagreeing and 11 i.e., 2.06% students are strongly disagreeing that Responses on the institute has sufficient ICT facilities.



**Fig 9. Percentage of responses on the basis that institute has sufficient ICT facilities.**

Here, it is also observed that Weighted Mean Score of Question 9. is 3.88 which lies between the Likert range for 'Agree' and hence it can be concluded that the institute has sufficient ICT facilities

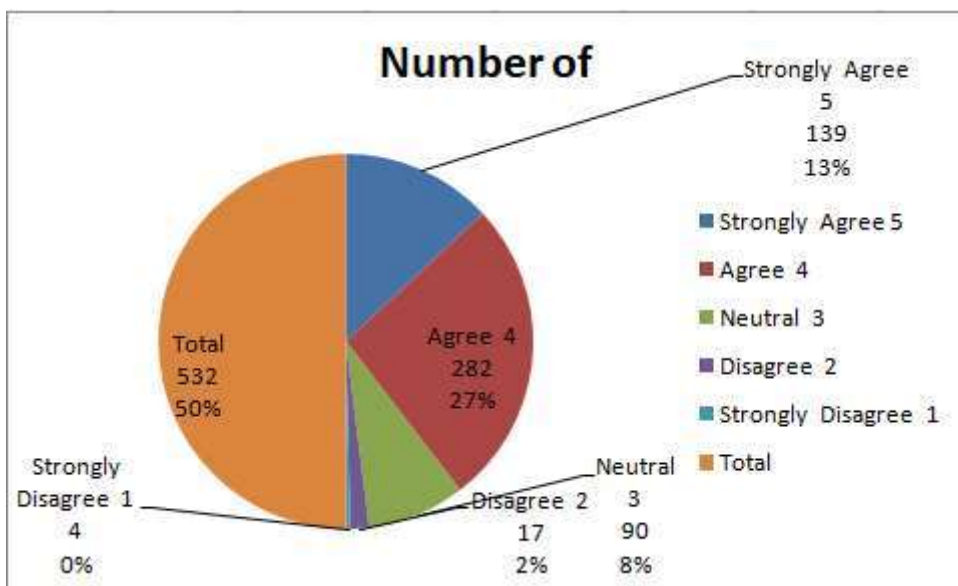
**Question No. 10. Teachers encourage students to active participative learning. (ਅਧਿਆਪਕਵਿਦਿਆਰਥੀਆਂ ਨੂੰ ਸਰਗਰਮ ਭਾਗੀਦਾਰੀ ਸਿੱਖਣ ਲਈ ਉਤਸ਼ਾਹਤ ਕਰਦੇ ਹਨ।)**

**Table 10: Responses on the basis of that teachers encourage students to active participative learning.**

	Strongly Agree 5	Agree 4	Neutral 3	Disagree 2	Strongly Disagree 1	Total
Number of Students	139	282	90	17	4	532
Percentage	26.12	53.0	16.91	3.19	0.75	100
Weighted Score	695.00	1128.00	270.00	34.00	4.00	2131.00
Weighted Mean Score						4.005

Table 10. shows that out of 532 students surveyed. 139 i.e., 26.12% of students strongly agree that Teachers encourage students to active participative learning. 282 i.e., 53.0% of students agree for the same, 90 i.e., 16.91% students' views are neutral, 17 i.e., 3.19% students are disagreeing and 4 i.e., 0.75% students are strongly disagreeing that Responses Teachers encourage students to active participative learning.

The results Question 10 are presented below in the diagram as shown fig.10



**Fig 10. Percentage of responses on the basis of that teachers encourage students to active participative learning.**

Here, it is also observed that Weighted Mean Score of Question 10. is 4.005 which lies between the Likert range for 'Agree' and hence it can be concluded that Teachers encourage students to active participative learning

**Conclusion: -**

Following table and diagram present Weighted Mean Score on various questions.

Table11

S.no	Questions (1-10)	Weighted Mean Score
1	The curriculum covers the relevant topics for the assigned subject.	4.01
2	The entire syllabus is covered in the allotted time period.	3.97
3	Recent advancements are regularly upgraded and added in the curriculum.	3.94
4	The curriculum is helpful in enhancing your knowledge as well as skills and competency.	3.84
5	The curriculum gives adequate weightage to theory and applied knowledge.	3.96
6	The syllabus is structured to enhance the employability skills of the students.	3.67
7	College library has sufficient books and reference material to cover the topics of syllabus.	3.92
8	College library has adequate E- Based Resources .	3.83
9	The institute has sufficient ICT facilities .	3.88
10	Teachers encourage students to active participative learning.	4.005
<b>Average of Weighted Mean Score</b>		<b>3.9025</b>

