

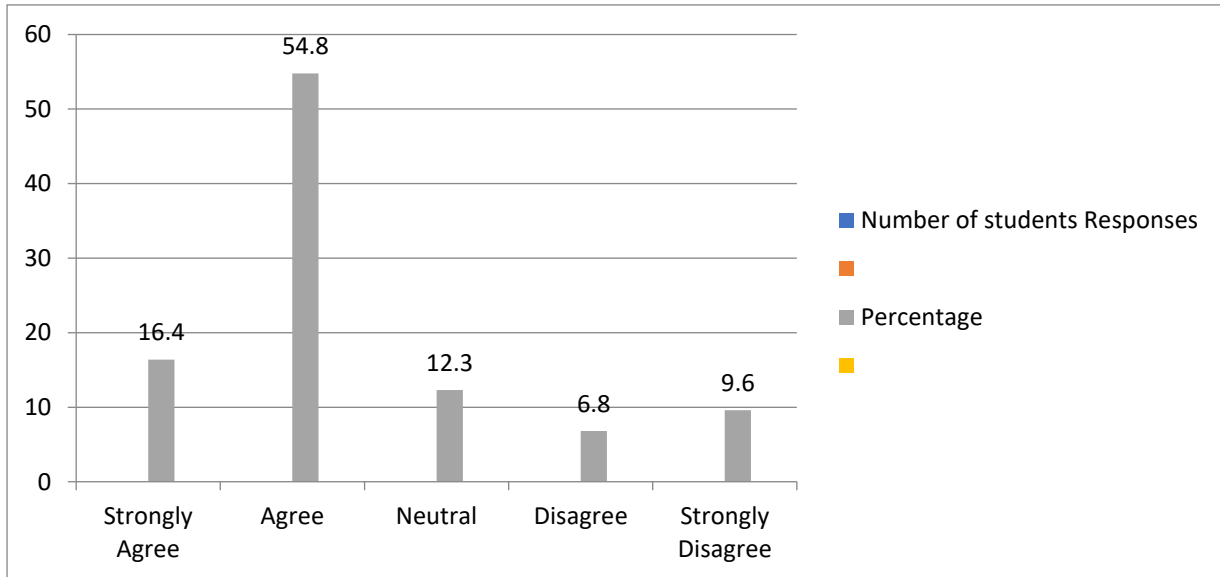
Analysis of Teachers Feedback

1. **Structured / designed syllabus is adequate to enhance the knowledge and skills for employability.** (ਸਟ੍ਰਕਚਰਡ/ਡਿਜ਼ਾਈਨ ਕੀਤਾ ਗਿਆ ਸਿਲੇਬਸ ਰੁਜ਼ਗਾਰ ਯੋਗਤਾ ਲਈ ਗਿਆਨ ਅਤੇ ਹੁਨਰ ਨੂੰ ਵਧਾਉਣ ਲਈ ਢੁਕਵਾਂ ਹੈ।)

	Strongly Agree	Agree	Neutral	Disagree	Strongly Disagree	Total
Number of students Responses	12	40	9	5	7	73
Percentage	16.4	54.8	12.3	6.8	9.6	100.0

Table 1. shows that out of 73 Teachers surveyed. 12 i.e., 16.4% Teachers strongly agree that Structured / designed syllabus is adequate to enhance the knowledge and skills for employability.,40 i.e., 54.8% of teachers agree for the same, 9 i.e.,12.3%, Teachers views are neutral, 5 i.e., 6.8% Teachers are disagreeing and 7 i.e., 9.6% Teachers are strongly disagreeing that Structured / designed syllabus is adequate to enhance the knowledge and skills for employability.

The results of Question 1 are presented below in the diagram as shown fig.1

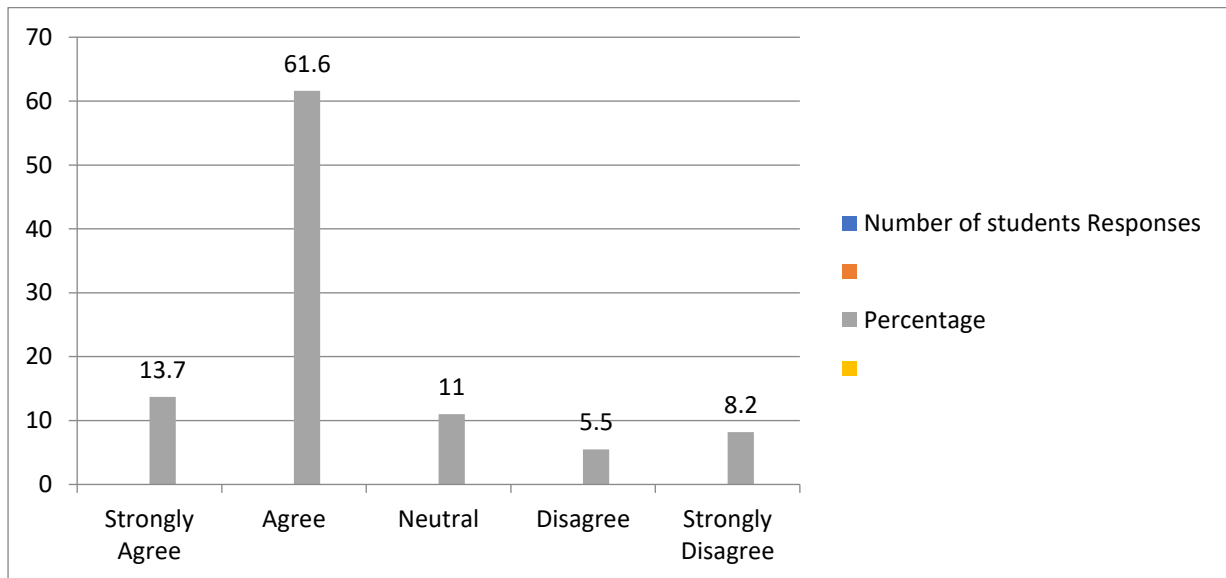


2. The designed curriculum is covered in allotted time period affectively. (ਡਿਜ਼ਾਇਨ ਕੀਤਾ ਗਿਆ ਪਾਠਕ੍ਰਮ ਪ੍ਰਭਾਵੀ ਤੌਰ 'ਤੇ ਨਿਰਧਾਰਤ ਸਮੇਂ ਵਿੱਚ ਕਵਰ ਕੀਤਾ ਗਿਆ ਹੈ।)

	Strongly Agree	Agree	Neutral	Disagree	Strongly Disagree	Total
Number of students Responses	10	45	8	4	6	73
Percentage	13.7	61.6	11.0	5.5	8.2	100.0

Table 2. shows that out of 73 Teachers surveyed. 10 i.e. 13.7% teachers strongly agree that the designed curriculum is covered in allotted time period affectively 45 i.e. 61.6% of teachers agree for the same, 8 i.e.11.0%, teachers views are neutral, 4 i.e. 5.5% teachers are disagree and 6 i.e. 8.2% Teachers are strongly disagree that the designed curriculum is covered in allotted time period affectively.

The results of Question 2 are presented below in the diagram as shown fig.2

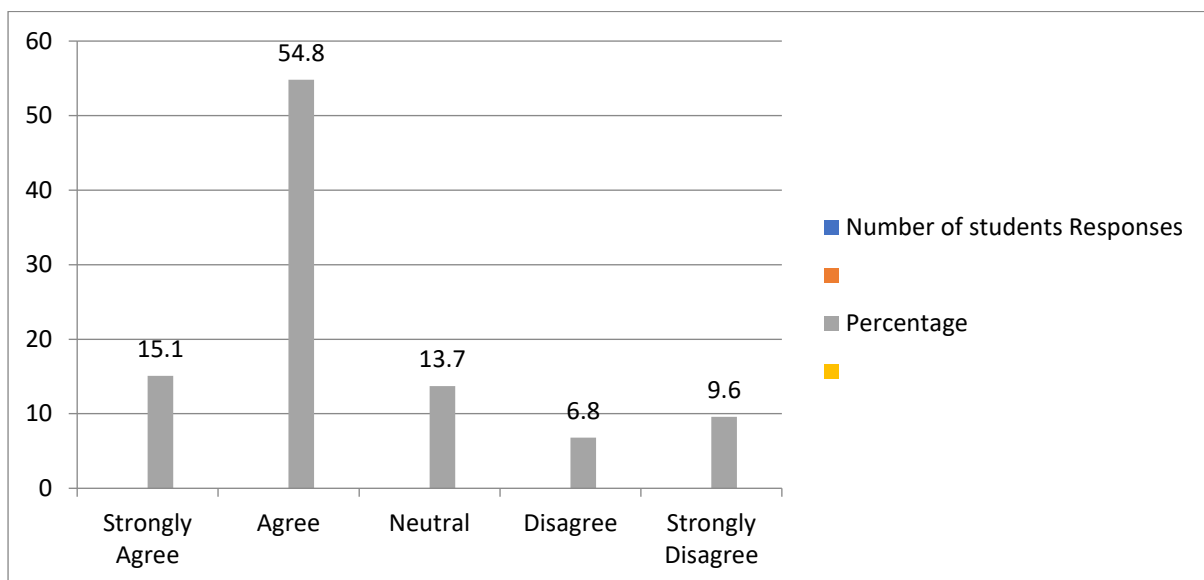


3. The syllabus is adequate to fill the gap between academics and industrial requirements in the current global scenario. (ਮੌਜੂਦਾ ਗਲੋਬਲ ਸਥਿਤੀ ਵਿੱਚ ਅਕਾਦਮਿਕ ਅਤੇ ਉਦਯੋਗਿਕ ਲੋੜਾਂ ਵਿਚਕਾਰ ਪਾੜੇ ਨੂੰ ਭਰਨ ਲਈ ਸਿਲੇਬਸ ਢੁਕਵਾਂ ਹੈ।)

	Strongly Agree	Agree	Neutral	Disagree	Strongly Disagree	Total
Number of students Responses	11	40	10	5	07	73
Percentage	15.1	54.8	13.7	6.8	9.6	100.0

Table 3. shows that out of 73 Teachers surveyed. 11 i.e., 15.1% teachers strongly agree that the syllabus is adequate to fill the gap between academics and industrial requirements in the current global scenario. 40 i.e., 54.8% of teachers agree for the same, 10 i.e.,13.7%, teachers views are neutral, 5 i.e., 6.8% teachers are disagreeing and 7 i.e., 9.6% teachers are strongly disagreeing that the syllabus is adequate to fill the gap between academics and industrial requirements in the current global scenario.

The results of Question 3 are presented below in the diagram as shown fig.3

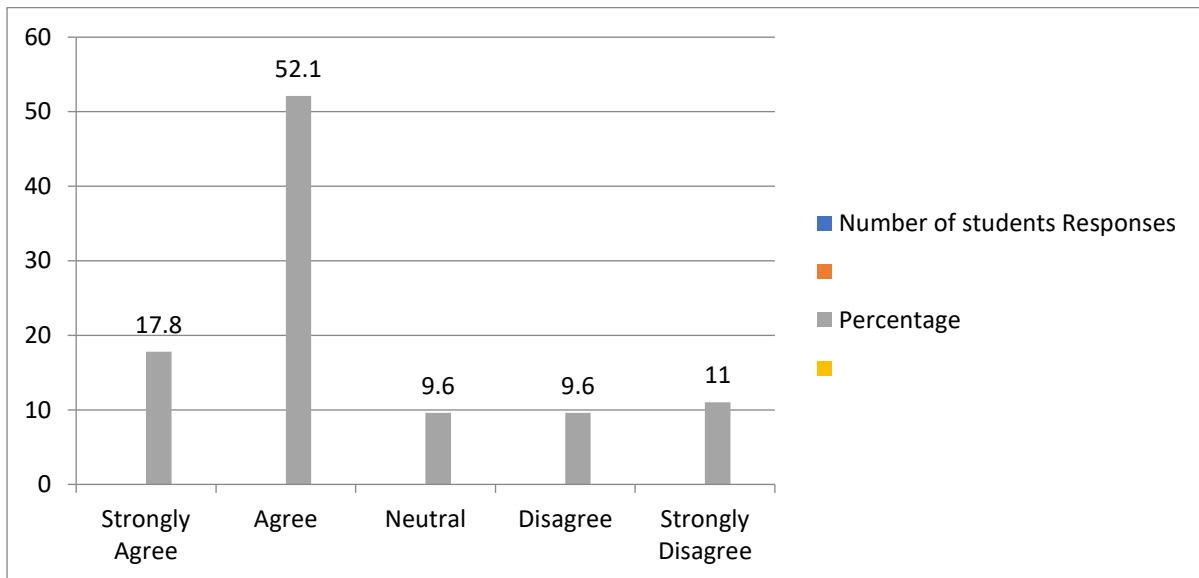


4. **The Curriculum is regularly upgraded and added in the curriculum.** (ਪਾਠਕ੍ਰਮ ਨੂੰ ਨਿਯਮਿਤ ਤੌਰ 'ਤੇ ਅੱਪਗ੍ਰੇਡ ਕੀਤਾ ਜਾਂਦਾ ਹੈ ਅਤੇ ਪਾਠਕ੍ਰਮ ਵਿੱਚ ਸ਼ਾਮਲ ਕੀਤਾ ਜਾਂਦਾ ਹੈ।)

	Strongly Agree	Agree	Neutral	Disagree	Strongly Disagree	Total
Number of students Responses	13	38	7	7	8	73
Percentage	17.8	52.1	9.6	9.6	11.0	100.0

Table 4. shows that out of 73 Teachers surveyed. 13 i.e., 17.8% teachers strongly agree that the curriculum is regularly upgraded and added in the curriculum. 38 i.e., 52.1% of teachers agree for the same, 7 i.e.,9.6%, teachers views are neutral, 7 i.e., 9.6% teachers are disagreeing and 8 i.e., 11.0% teachers are strongly disagreeing that the Curriculum is regularly upgraded and added in the curriculum.

The results of Question 4 are presented below in the diagram as shown fig.4

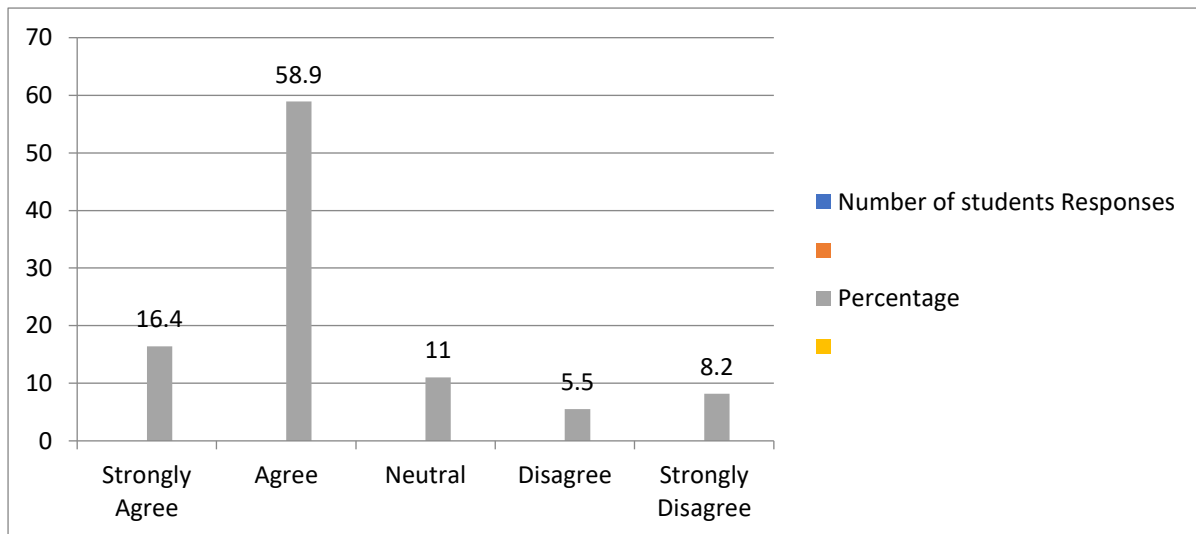


5. **College library has sufficient books and reference material to cover the topics of syllabus.** (ਕਾਲਜ ਦੀ ਲਾਇਬ੍ਰੇਰੀ ਵਿੱਚ ਸਿਲੇਬਸ ਦੇ ਵਿਸ਼ਿਆਂ ਨੂੰ ਕਵਰ ਕਰਨ ਲਈ ਲੋੜੀਂਦੀਆਂ ਕਿਤਾਬਾਂ ਅਤੇ ਹਵਾਲਾ ਸਮੱਗਰੀ ਹੈ।)

	Strongly Agree	Agree	Neutral	Disagree	Strongly Disagree	Total
Number of students Responses	12	43	8	4	6	73
Percentage	16.4	58.9	11.0	5.5	8.2	100.0

Table 5. shows that out of 73 Teachers surveyed. 12 i.e., 16.4% Teachers strongly agree that College library has sufficient books and reference material to cover the topics of syllabus. 43 i.e., 58.9% of teachers agree for the same, 8 i.e.,11.0%, Teachers views are neutral, 4 i.e., 5.5% Teachers are disagreeing and 6 i.e., 8.2% Teachers are strongly disagreeing that College library has sufficient books and reference material to cover the topics of syllabus.

The results of Question 45 are presented below in the diagram as shown fig.5

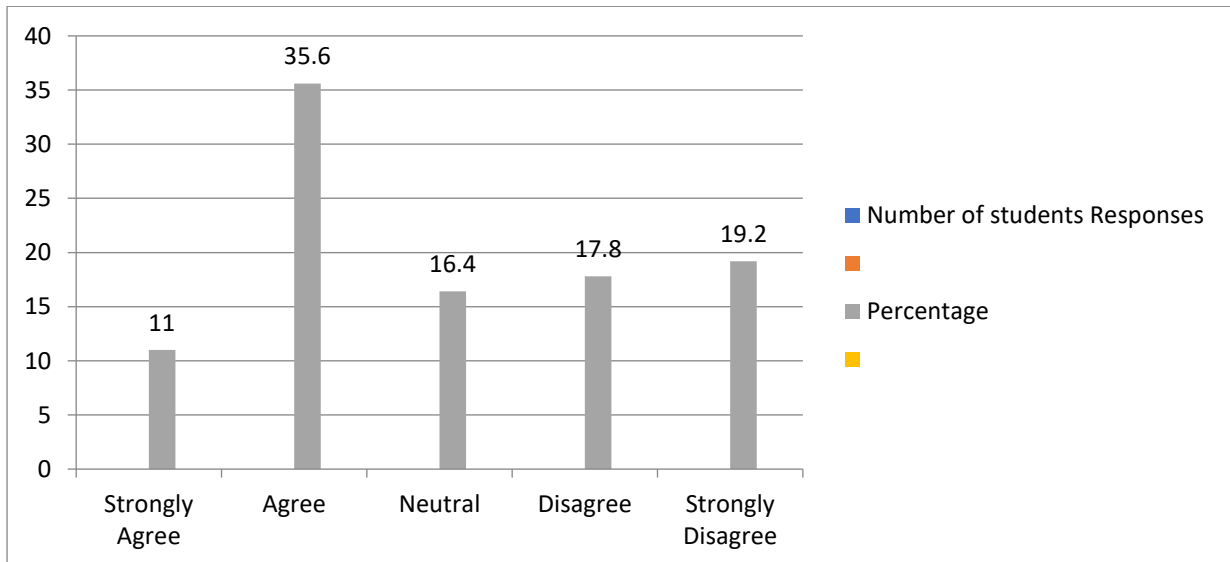


6. Institution has sufficient ICT facilities. (ਸੰਸਥਾ ਕੋਲ ਲੋੜੀਂਦੀਆਂ ਆਈ.ਸੀ.ਟੀ. ਸੁਵਿਧਾਵਾਂ ਹਨ।)

	Strongly Agree	Agree	Neutral	Disagree	Strongly Disagree	Total
Number of students Responses	8	26	12	13	14	73
Percentage	11.0	35.6	16.4	17.8	19.2	100.0

Table 6. shows that out of 73 Teachers surveyed. 8 i.e., 11.0% Teachers strongly agree that Institution has sufficient ICT facilities. 26 i.e., 35.6% of teachers agree for the same, 12 i.e.,16.4%, Teachers views are neutral, 13 i.e., 17.8% Teachers are disagreeing and 14 i.e.,19.2% Teachers are strongly disagreeing that Institution has sufficient ICT facilities.

The results of Question 6 are presented below in the diagram as shown fig6

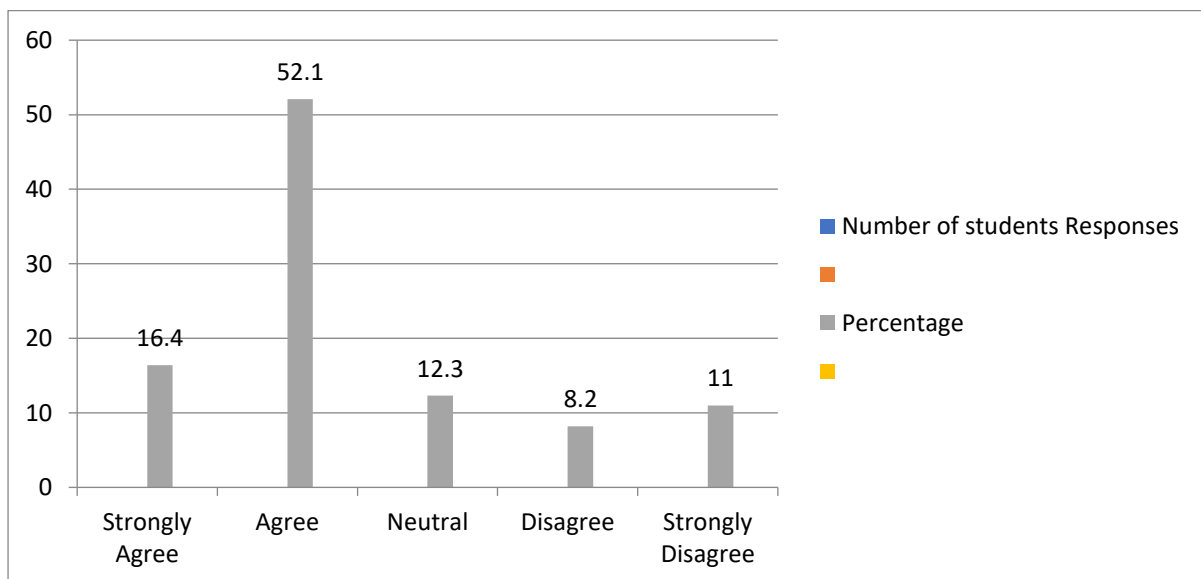


7. **The Syllabus is structured to explicate teaching goals and learning outcome.** (ਸਿਲੇਬਸ ਨੂੰ ਅਧਿਆਪਨ ਦੇ ਟੀਚਿਆਂ ਅਤੇ ਸਿੱਖਣ ਦੇ ਨਤੀਜਿਆਂ ਦੀ ਵਿਆਖਿਆ ਕਰਨ ਲਈ ਬਣਾਇਆ ਗਿਆ ਹੈ।)

	Strongly Agree	Agree	Neutral	Disagree	Strongly Disagree	Total
Number of students Responses	12	38	9	6	8	73
Percentage	16.4	52.1	12.3	8.2	11.0	100.0

Table 7. shows that out of 73 Teachers surveyed. 12 i.e., 16.4% Teachers strongly agree that The Syllabus is structured to explicate teaching goals and learning outcome. 28 i.e., 52.1% of teachers agree for the same, 9 i.e.,12.3%, Teachers views are neutral, 6 i.e., 8.2% Teachers are disagreeing and 8 i.e.,11.0% teachers are strongly disagreeing that the Syllabus is structured to explicate teaching goals and learning outcome

The results of Question 7 are presented below in the diagram as shown fig 7

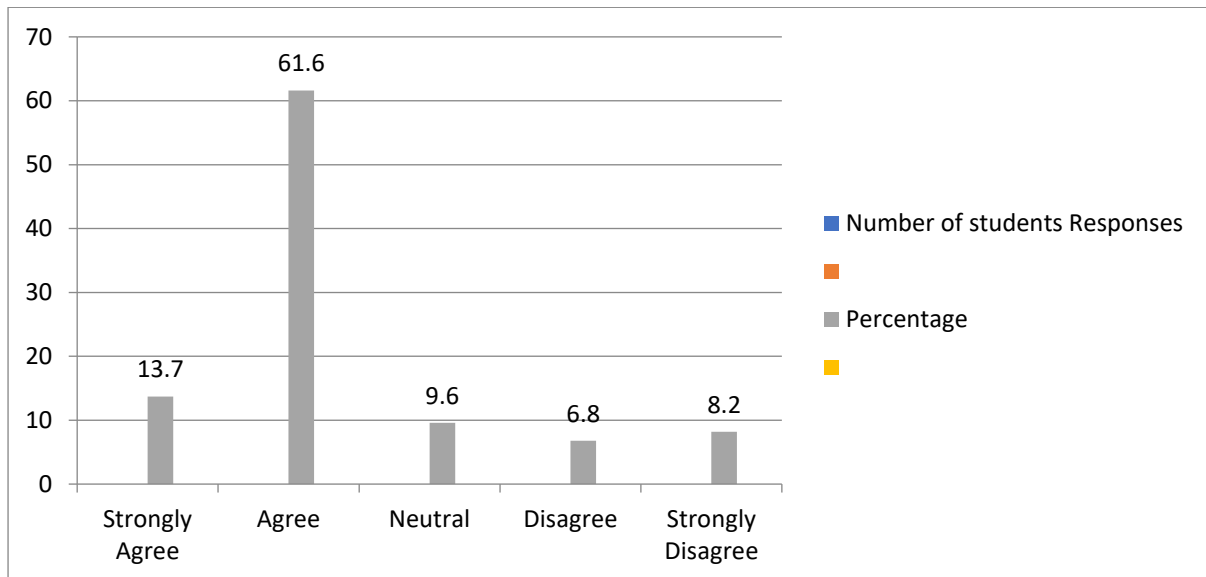


8. **College Environment is very conducive for learning and teaching.** (ਕਾਲਜ ਦਾ ਵਾਤਾਵਰਨ ਸਿੱਖਣ ਅਤੇ ਸਿਖਾਉਣ ਲਈ ਬਹੁਤ ਹੀ ਅਨੁਕੂਲ ਹੈ।)

	Strongly Agree	Agree	Neutral	Disagree	Strongly Disagree	Total
Number of students Responses	10	45	7	5	6	73
Percentage	13.7	61.6	9.6	6.8	8.2	100.0

Table 8. shows that out of 73 Teachers surveyed. 10 i.e., 13.7% Teachers strongly agree that College Environment is very conducive for learning and teaching. 45 i.e., 61.6% of teachers agree for the same, 7 i.e.,9.6%, teachers views are neutral, 5 i.e., 6.8% teachers are disagreeing and 6 i.e.,8.2% teachers are strongly disagreeing that the college environment is very conducive for learning and teaching.

The results of Question 8 are presented below in the diagram as shown fig 8

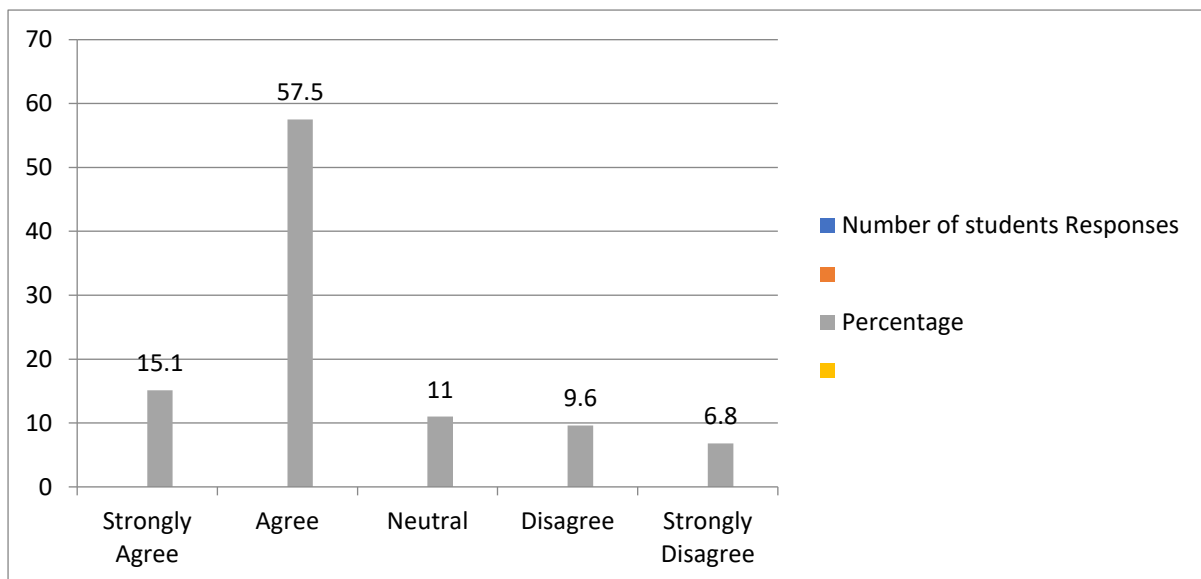


9. **Infrastructure of college Laboratories /grounds is very supportive for practical learning.** (ਕਾਲਜ ਪ੍ਰਯੋਗਸ਼ਾਲਾਵਾਂ/ਗਰਾਊਂਡਾਂ ਦਾ ਬੁਨਿਆਦੀ ਢਾਂਚਾ ਵਿਹਾਰਕ ਸਿਖਲਾਈ ਲਈ ਬਹੁਤ ਸਹਾਇਕ ਹੈ।)

	Strongly Agree	Agree	Neutral	Disagree	Strongly Disagree	Total
Number of students Responses	11	42	8	7	5	73
Percentage	15.1	57.5	11.0	9.6	6.8	100.0

Table 9. shows that out of 73 Teachers surveyed. 11 i.e. 15.1% teachers strongly agree that Infrastructure of college laboratories /grounds is very supportive for practical learning. 42 i.e. 57.5% of teachers agree for the same, 8 i.e.11.0%, teachers views are neutral, 7i.e. 9.6% Teachers are disagree and 5 i.e. 6.8% teachers are strongly disagree that the college Infrastructure of college laboratories /grounds is very supportive for practical learning.

The results of Question 9 are presented below in the diagram as shown fig 9



10. I enjoy my Teaching. (ਮੈਂ ਆਪਣੀ ਸਿੱਖਿਆ ਦਾ ਆਨੰਦ ਮਾਣਦਾ ਹਾਂ।)

	Strongly Agree	Agree	Neutral	Disagree	Strongly Disagree	Total
Number of students Responses	14	50	4	2	3	73
Percentage	19.2	68.5	5.5	2.7	4.1	100.0

Table 10. shows that out of 73 Teachers surveyed. 14 i.e. 19.2% teachers strongly agree that I enjoy my teaching. 50 i.e. 68.5% of teachers agree for the same, 4 i.e.5.5%, teachers views are neutral, 2 i.e. 2.7% Teachers are disagree and 3 i.e. 4.1% teachers are strongly disagree that I enjoy my teaching.

The results of Question 10 are presented below in the diagram as shown fig 10

