

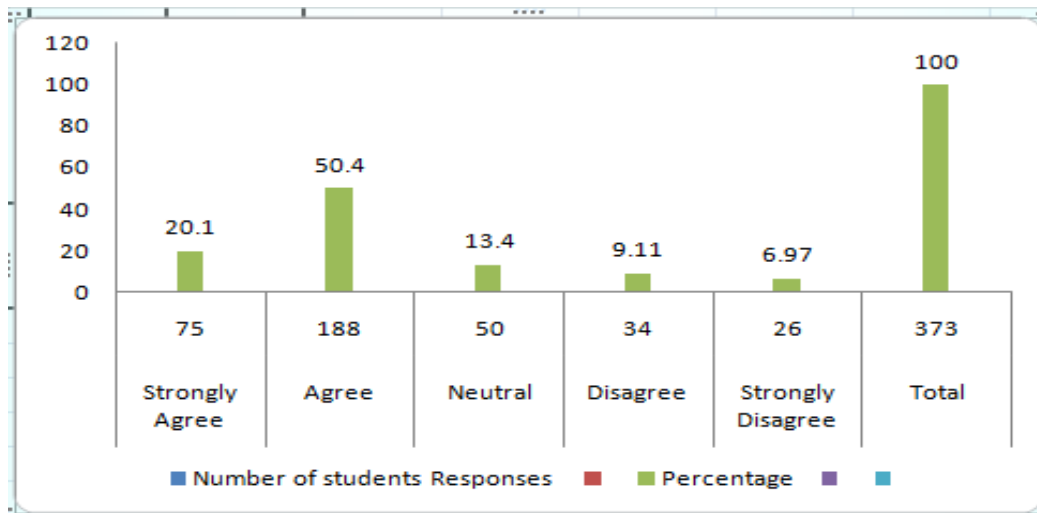
## Parent Feedback Data Analysis and Interpretation(2022-23)

1. Your Ward is comfortable in coping up with the workload of the college. (ਤੁਹਾਡਾ ਵਾਰਡ ਕਾਲਜ ਦੇ ਕੰਮ ਦੇ ਬੋਝ ਦਾ ਸਾਮ੍ਹਣਾ ਕਰਨ ਵਿੱਚ ਆਰਾਮਦਾਇਕ ਹੈ।)

|                              | Strongly Agree | Agree | Neutral | Disagree | Strongly Disagree | Total |
|------------------------------|----------------|-------|---------|----------|-------------------|-------|
| Number of students Responses | 75             | 188   | 50      | 34       | 26                | 373   |
| Percentage                   | 20.1           | 50.4  | 13.4    | 9.11     | 6.97              | 100   |

Table 1. shows that out of 373 parents surveyed. 75 i.e. 20.1% parents strongly agree that there ward is comfortable in coping with the workload of the college, 188 i.e. 50.4% of parents agree for the same, 50 i.e. 13.4%, parents views are neutral, 34 i.e. 9.11% parents are disagree and 26 i.e. 6.97% parents are strongly disagree that there ward is comfortable in coping with the workload of the college.

The results of Question 1 are presented below in the diagram as shown fig.1

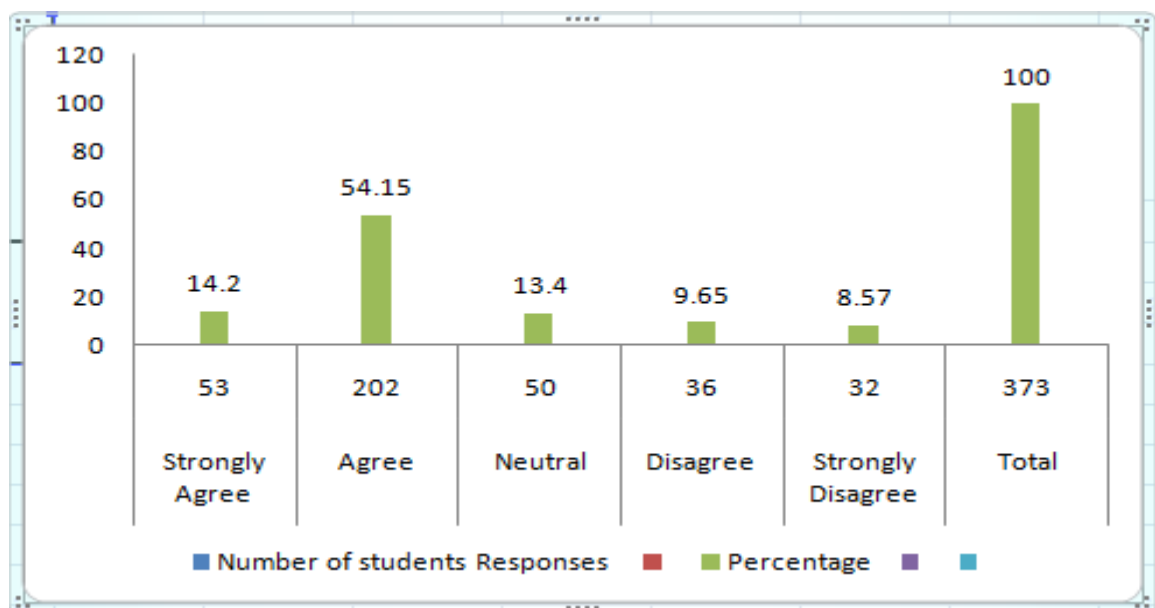


**2. The curriculum being taught is relevant to the global requirements.(ਪੜ੍ਹਾਇਆ ਜਾ ਰਿਹਾ ਪਾਠਕ੍ਰਮ ਗਲੋਬਲ ਲੋੜਾਂ ਅਨੁਸਾਰ ਢੁਕਵਾਂ ਹੈ।)**

|                              | Strongly Agree | Agree | Neutral | Disagree | Strongly Disagree | Total |
|------------------------------|----------------|-------|---------|----------|-------------------|-------|
| Number of students Responses | 53             | 202   | 50      | 36       | 32                | 373   |
| Percentage                   | 14.2           | 54.15 | 13.40   | 9.65     | 8.57              | 100   |

Table 2. shows that out of 373 parents surveyed. 53 i.e. 14.2% parents strongly agree that The curriculum being taught is relevant to the global requirements, 202 i.e. 54.15% of parents agree for the same, 50 i.e. 13.40%, parents views are neutral, 36 i.e. 9.65% parents are disagree and 32 i.e. 8.57% parents are strongly disagree that The curriculum being taught is relevant to the global requirements.

**The results of Question 1 are presented below in the diagram as shown fig.2**

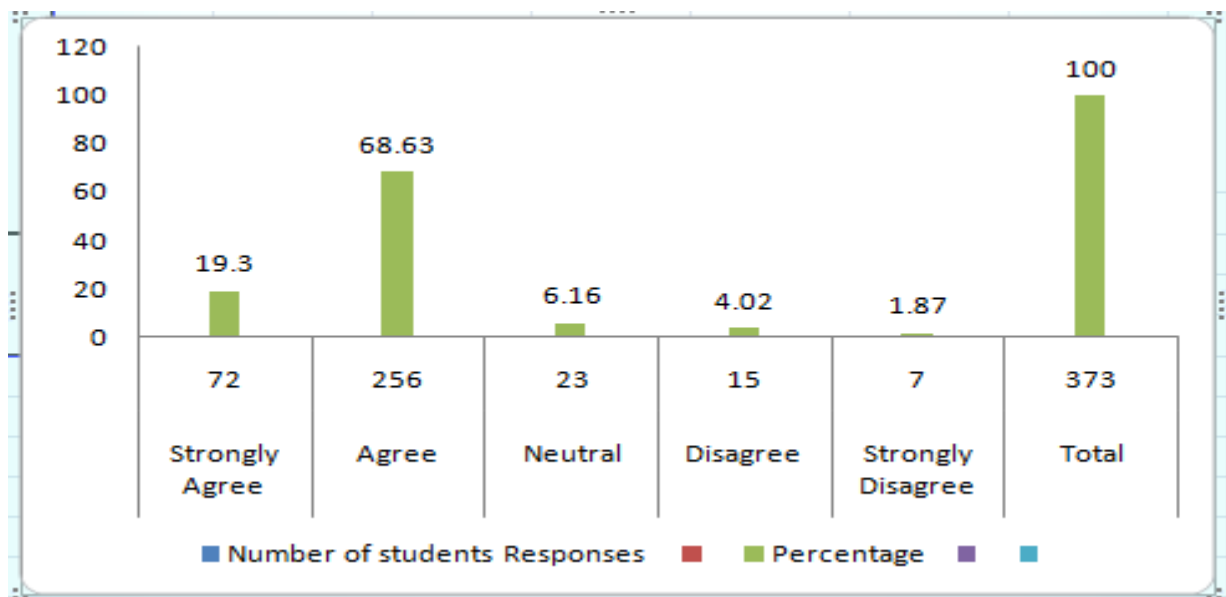


3.The soft skills knowledge and integrity in your ward are enhanced while studying in college.(ਕਾਲਜ ਵਿੱਚ ਪੜ੍ਹਦੇ ਸਮੇਂ ਤੁਹਾਡੇ ਵਾਰਡ ਵਿੱਚ ਸਾਫਟ ਸਕਿੱਲ ਗਿਆਨ ਅਤੇ ਇਮਾਨਦਾਰੀ ਨੂੰ ਵਧਾਇਆ ਜਾਂਦਾ ਹੈ।)

|                              | Strongly Agree | Agree | Neutral | Disagree | Strongly Disagree | Total |
|------------------------------|----------------|-------|---------|----------|-------------------|-------|
| Number of students Responses | 72             | 256   | 23      | 15       | 07                | 373   |
| Percentage                   | 19.30          | 68.63 | 6.16    | 4.02     | 1.87              | 100   |

Table 3. shows that out of 373 parents surveyed. 72 i.e. 19.30% parents strongly agree that there ward knowledge and integrity has been enhanced while studying in college, 256 i.e. 68.63% of parents agree for the same, 23 i.e.6.16%, parents views are neutral, 15 i.e. 4.02% parents are disagree and 7 i.e. 1.87% parents are strongly disagree.

The results of Question 1 are presented below in the diagram as shown fig.3

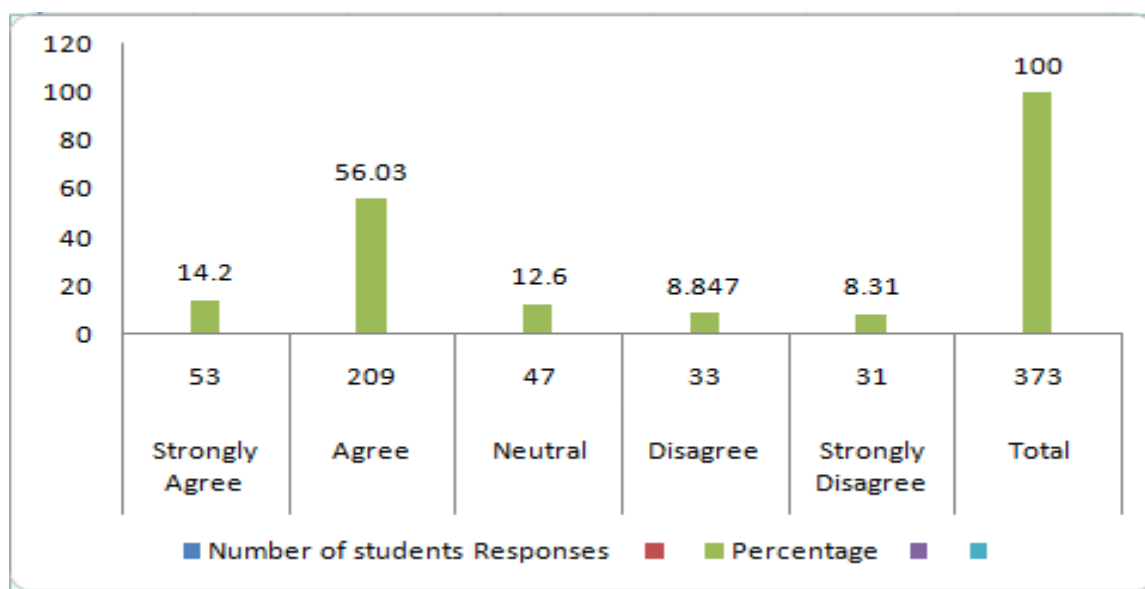


**4. Discipline and work culture of the college is appreciable. (ਕਾਲਜ ਦਾ ਅਨੁਸ਼ਾਸਨ ਅਤੇ ਕਾਰਜ ਸੱਭਿਆਚਾਰ ਸ਼ਲਾਘਾ ਯੋਗ ਹੈ।)**

|                              | Strongly Agree | Agree | Neutral | Disagree | Strongly Disagree | Total |
|------------------------------|----------------|-------|---------|----------|-------------------|-------|
| Number of students Responses | 53             | 209   | 47      | 33       | 31                | 373   |
| Percentage                   | 14.20          | 56.03 | 12.60   | 8.847    | 8.31              | 100   |

Table 4. shows that out of 373 parents surveyed. 53 i.e. 14.20% parents strongly agree that Discipline and work culture of the college is appreciable, 209 i.e. 56.03% of parents agree for the same, 47 i.e. 12.60%, parents views are neutral, 33 i.e. 8.847% parents are disagree and 31 i.e. 8.31% parents are strongly disagree.

The results of Question 1 are presented below in the diagram as shown fig.4

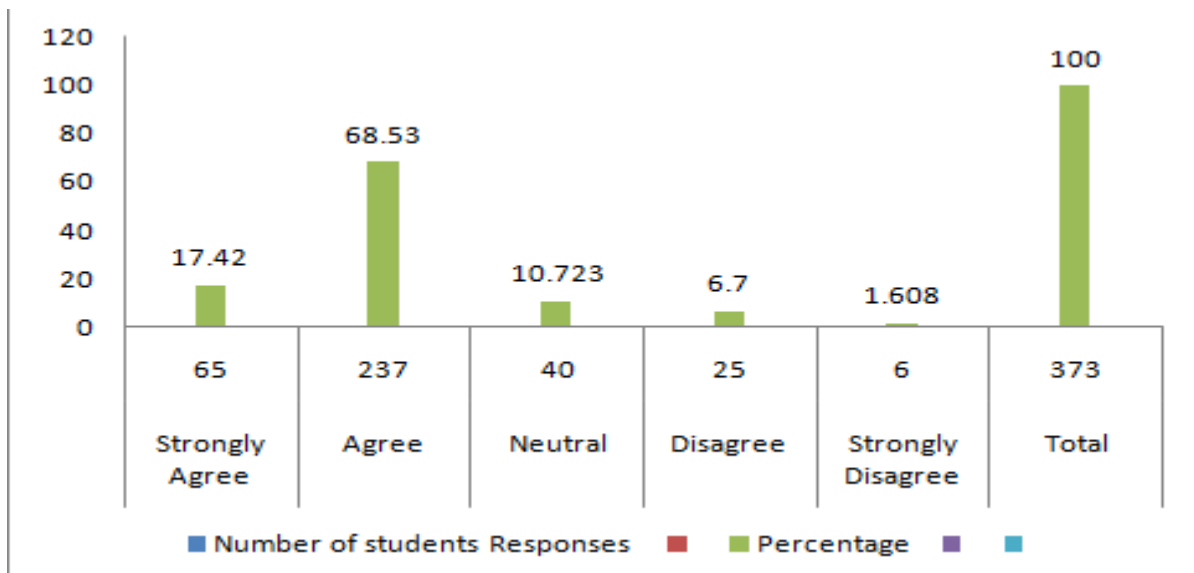


5. The college library has sufficient number of reference material and books relating to college curriculum.(ਕਾਲਜ ਦੀ ਲਾਇਬ੍ਰੇਰੀ ਵਿੱਚ ਕਾਲਜ ਦੇ ਪਾਠਕ੍ਰਮ ਨਾਲ ਸਬੰਧਤ ਸੰਦਰਭ ਸਮੱਗਰੀ ਅਤੇ ਕਿਤਾਬਾਂ ਦੀ ਕਾਫੀ ਗਿਣਤੀ ਹੈ।)

|                              | Strongly Agree | Agree | Neutral | Disagree | Strongly Disagree | Total |
|------------------------------|----------------|-------|---------|----------|-------------------|-------|
| Number of students Responses | 65             | 237   | 40      | 25       | 6                 | 373   |
| Percentage                   | 17.42          | 68.53 | 10.723  | 6.70     | 1.608             | 100   |

Table 4. shows that out of 373 parents surveyed. 65 i.e. 17.42% parents strongly agree that The college library has sufficient number of reference material and books relating to college curriculum.,237 i.e. 68.53% of parents agree for the same, 40 i.e.6.70%, parents views are neutral, 25 i.e. 6.70% parents are disagree and 6 i.e. 1.608% parents are strongly disagree.

The results of Question 1 are presented below in the diagram as shown fig.5

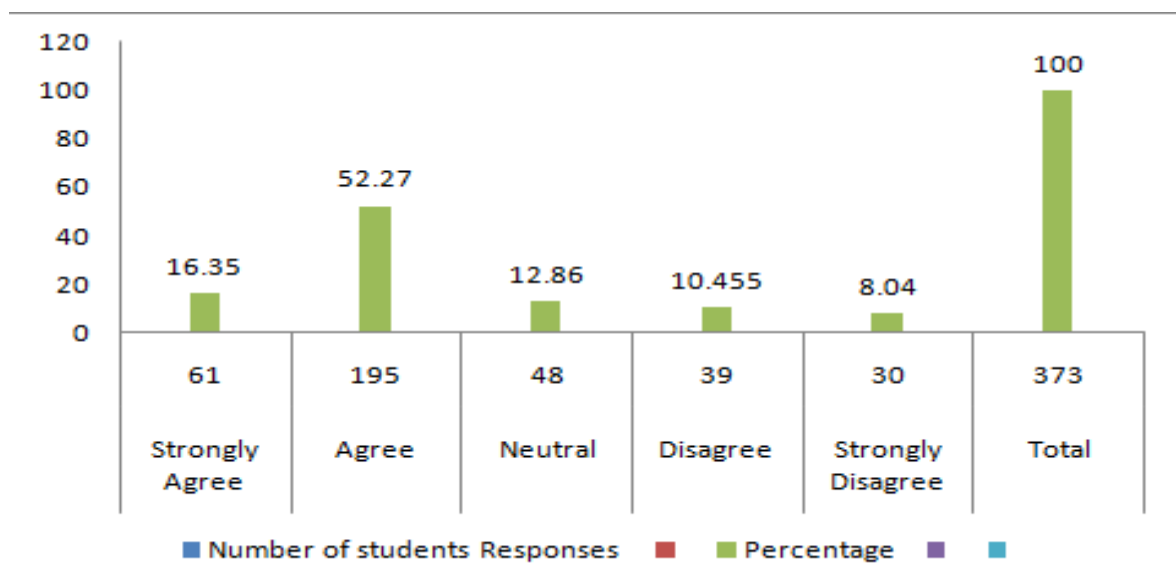


**6. Availability of syllabus based e-resources is adequate.(ਸਿਲੇਬਸ ਆਧਾਰਿਤਈ-ਸਰੋਤ ਦੀ ਉਪਲਬਧਤਾ ਕਾਫ਼ੀ ਹੈ।)**

|                              | Strongly Agree | Agree | Neutral | Disagree | Strongly Disagree | Total |
|------------------------------|----------------|-------|---------|----------|-------------------|-------|
| Number of students Responses | 61             | 195   | 48      | 39       | 30                | 373   |
| Percentage                   | 16.35          | 52.27 | 12.86   | 10.455   | 8.04              | 100   |

Table 6. shows that out of 373 parents surveyed. 61 i.e. 16.35% parents strongly agree that Availability of syllabus based e-resources is adequate. ,195 i.e. 52.27% of parents agree for the same, 48 i.e.12.86%, parents views are neutral, 39 i.e. 10.455% parents are disagree and 30 i.e. 8.04% parents are strongly disagree.

The results of Question 6 are presented below in the diagram as shown fig.6

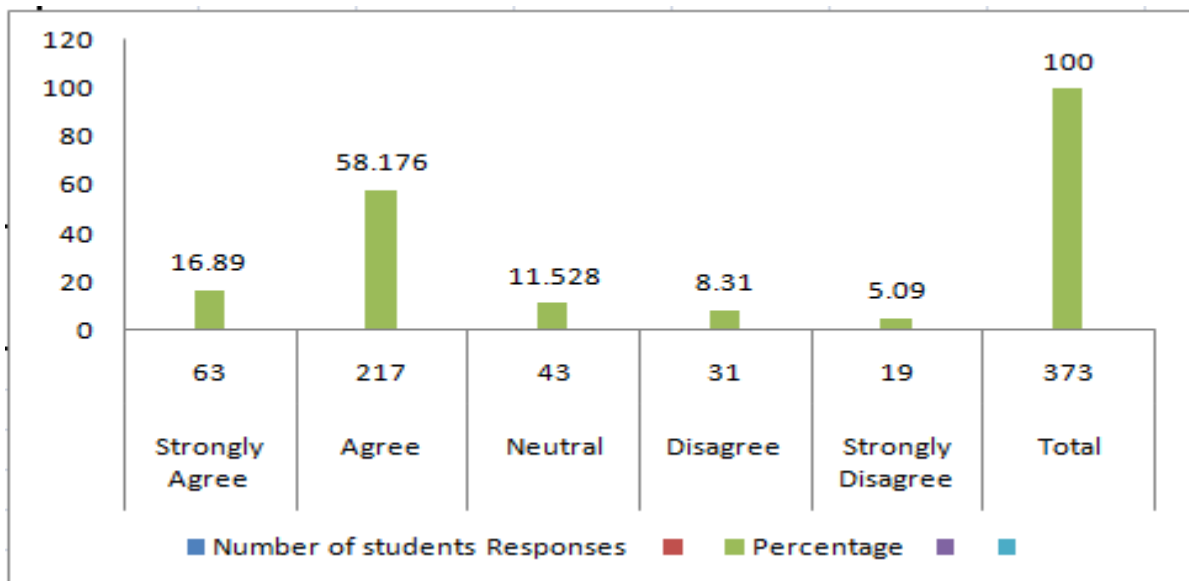


7. The college provides counselling and guidance to the students. (ਕਾਲਜ ਵਿਦਿਆਰਥੀਆਂ ਨੂੰ ਕਾਉਂਸਲਿੰਗ ਅਤੇ ਮਾਰਗਦਰਸ਼ਨ ਪ੍ਰਦਾਨ ਕਰਦਾ ਹੈ।)

|                              | Strongly Agree | Agree  | Neutral | Disagree | Strongly Disagree | Total |
|------------------------------|----------------|--------|---------|----------|-------------------|-------|
| Number of students Responses | 63             | 217    | 43      | 31       | 19                | 373   |
| Percentage                   | 16.89          | 58.176 | 11.528  | 8.31     | 5.09              | 100   |

Table 7. shows that out of 373 parents surveyed. 63 i.e. 16.89% parents strongly agree that The college provides counselling and guidance to the students. ,217 i.e. 58.176% of parents agree for the same, 43 i.e.11.528%, parents views are neutral, 31 i.e. 8.31% parents are disagree and 19 i.e. 5.9% parents are strongly disagree.

The results of Question 1 are presented below in the diagram as shown fig.7

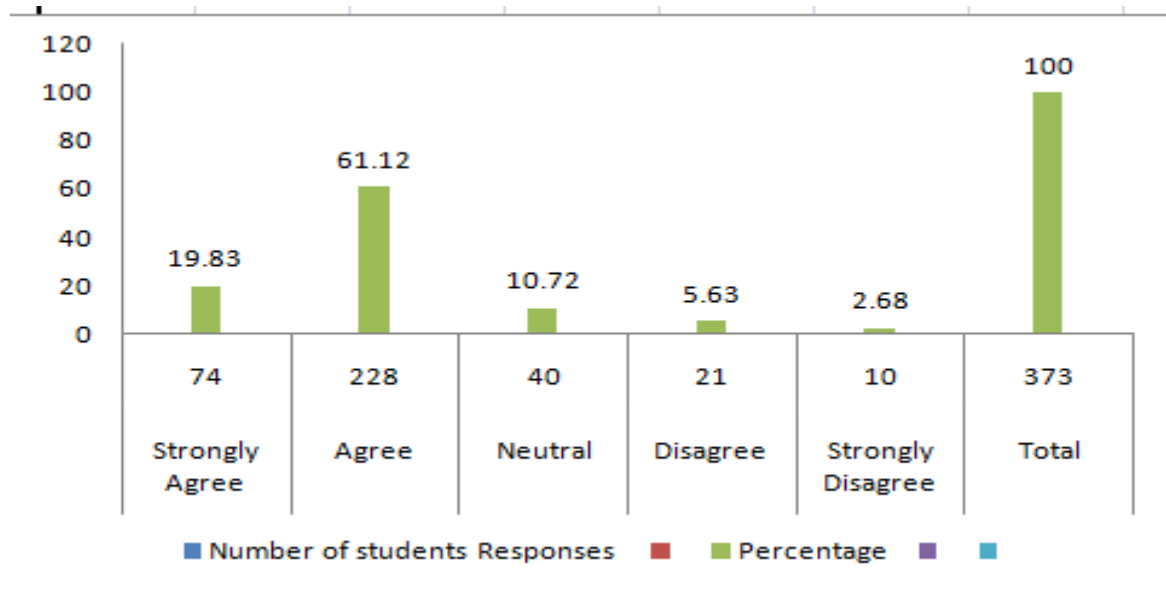


**8. Extracurricular activities are very encouraging. (ਪਾਠਕ੍ਰਮ ਤੋਂ ਬਾਹਰ ਦੀਆਂ ਗਤੀਵਿਧੀਆਂ ਬਹੁਤ ਉਤਸ਼ਾਹਜਨਕ ਹਨ।)**

|                              | Strongly Agree | Agree | Neutral | Disagree | Strongly Disagree | Total |
|------------------------------|----------------|-------|---------|----------|-------------------|-------|
| Number of students Responses | 74             | 228   | 40      | 21       | 10                | 373   |
| Percentage                   | 19.83          | 61.12 | 10.72   | 5.63     | 2.68              | 100   |

Table 8. shows that out of 373 parents surveyed. 74 i.e. 19.83% parents strongly agree that The Extracurricular activities are very encouraging. ,228 i.e. 61.12% of parents agree for the same, 40 i.e.10.72%, parents views are neutral, 21 i.e. 5.63% parents are disagree and 10 i.e. 2.68% parents are strongly disagree.

The results of Question 1 are presented below in the diagram as shown fig.8



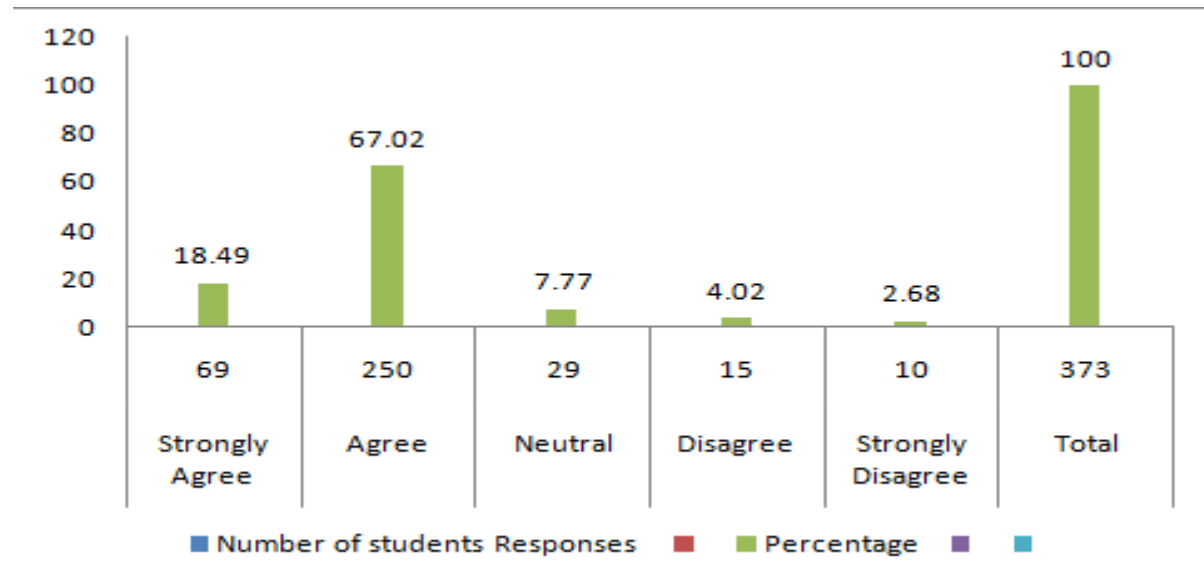


9. Sports facilities are very attractive. (ਖੇਡਾਂ ਦੀਆਂ ਸਹੂਲਤਾਂ ਬਹੁਤ ਆਕਰਸ਼ਕ ਹਨ।)

|                              | Strongly Agree | Agree | Neutral | Disagree | Strongly Disagree | Total |
|------------------------------|----------------|-------|---------|----------|-------------------|-------|
| Number of students Responses | 69             | 250   | 29      | 15       | 10                | 373   |
| Percentage                   | 18.49          | 67.02 | 7.77    | 4.02     | 2.68              | 100   |

Table 9. shows that out of 373 parents surveyed. 69 i.e. 18.49% parents strongly agree that The college has attractive sports facilities. ,250 i.e. 67.02% of parents agree for the same, 29 i.e.7.77%, parents views are neutral, 15 i.e. 4.02% parents are disagree and 10 i.e. 2.68% parents are strongly disagree.

The results of Question 1 are presented below in the diagram as shown fig.9



10. The college makes considerable efforts for holistic growth of students. (ਕਾਲਜ ਵਿਦਿਆਰਥੀਆਂ ਦੇ ਸਰਵਪੱਖੀ ਵਿਕਾਸ ਲਈ ਕਾਫ਼ੀ ਉਪਰਾਲੇ ਕਰਦਾ ਹੈ।)

|                              | Strongly Agree | Agree | Neutral | Disagree | Strongly Disagree | Total |
|------------------------------|----------------|-------|---------|----------|-------------------|-------|
| Number of students Responses | 63             | 228   | 52      | 21       | 9                 | 373   |
| Percentage                   | 16.89          | 61.12 | 13.94   | 5.63     | 2.41              | 100   |

Table 10. shows that out of 373 parents surveyed. 63 i.e.16.89% parents strongly agree that The college makes considerable efforts for holistic growth of students. ,228 i.e. 61.12% of parents agree for the same, 52 i.e.13.94%, parents views are neutral, 21 i.e. 5.63% parents are disagree and 9 i.e. 2.41% parents are strongly disagree.

The results of Question 1 are presented below in the diagram as shown fig.10

