

Result of Analysis

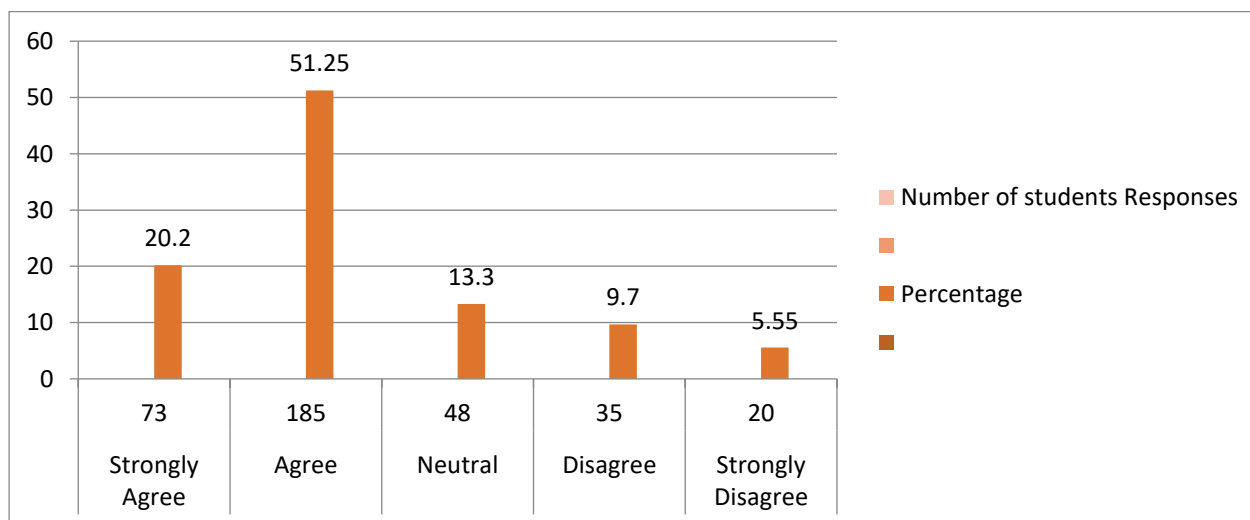
Parents Feedback regarding curriculum and infrastructure (2021-22)

1. Your Ward is comfortable in coping up with the workload of the college. (ਤੁਹਾਡਾ ਵਾਰਡ ਕਾਲਜ ਦੇ ਕੰਮ ਦੇ ਬੋਝ ਦਾ ਸਾਮ੍ਹਣਾ ਕਰਨ ਵਿੱਚ ਆਰਾਮਦਾਇਕ ਹੈ।)

	Strongly Agree	Agree	Neutral	Disagree	Strongly Disagree	Total
Number of students Responses	73	185	48	35	20	361
Percentage	20.2	51.25	13.3	9.7	5.55	100

Table 1. shows that out of 361 parents surveyed. 73 i.e., 20.2% parents strongly agree that their ward is comfortable in coping with the workload of the college, 185 i.e. 51.25% of parents agree for the same, 48 i.e. 13.3%, parents views are neutral, 35 i.e. 9.7% parents are disagree and 20 i.e. 5.5% parents are strongly disagree that their ward is comfortable in coping with the workload of the college.

The results of Question 1 are presented below in the diagram as shown fig.1

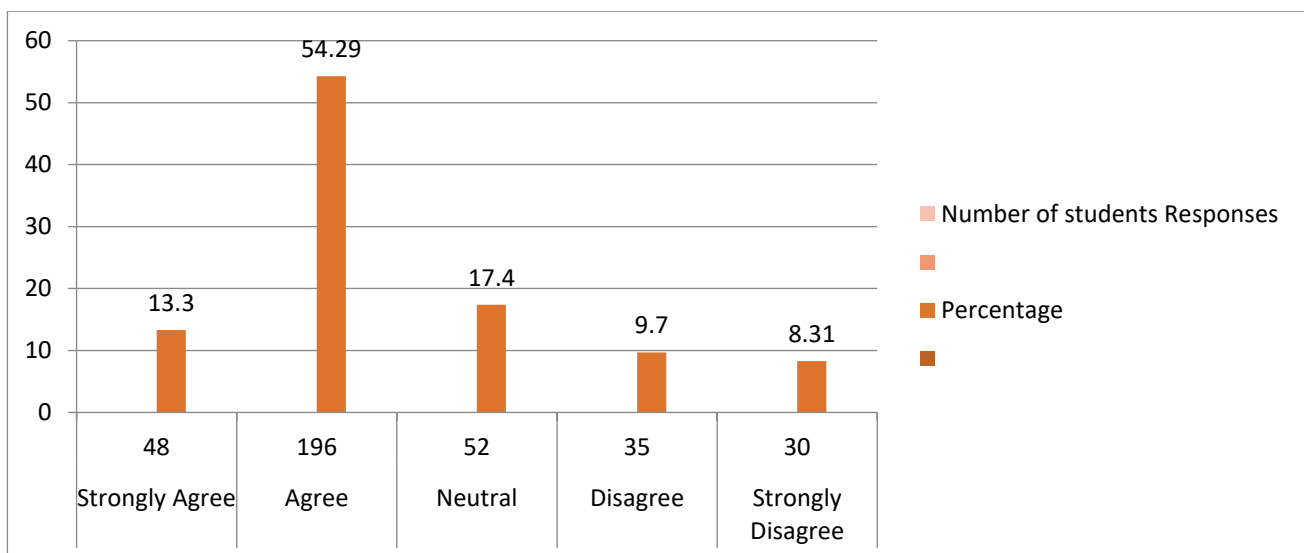


2. The curriculum being taught is relevant to the global requirements.(ਪੜ੍ਹਾਇਆ ਜਾ ਰਿਹਾ ਪਾਠਕ੍ਰਮ ਗਲੋਬਲ ਲੋੜਾਂ ਅਨੁਸਾਰ ਢੁਕਵਾਂ ਹੈ।)

	Strongly Agree	Agree	Neutral	Disagree	Strongly Disagree	Total
Number of students Responses	48	196	52	35	30	361
Percentage	13.3	54.29	17.40	9.7	8.31	100

Table 2. shows that out of 361 parents surveyed. 48 i.e. 13.3% parents strongly agree that the curriculum being taught is relevant to the global requirements, 196 i.e. 54.29% of parents agree for the same, 52 i.e. 17.40%, parents views are neutral, 35 i.e. 9.7% parents are disagree and 30 i.e. 8.31% parents are strongly disagree that the curriculum being taught is relevant to the global requirements.

The results of Question 2 are presented below in the diagram as shown fig.2

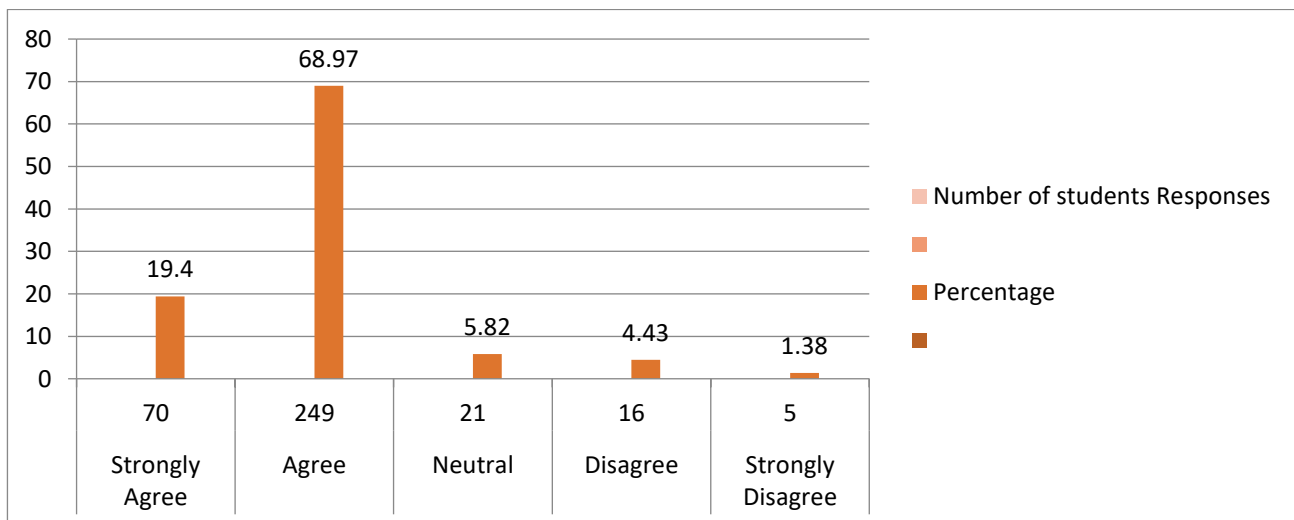


3.The soft skills knowledge and integrity in your ward are enhanced while studying in College.(ਕਾਲਜ ਵਿੱਚ ਪੜ੍ਹਦੇ ਸਮੇਂ ਤੁਹਾਡੇ ਵਾਰਡ ਵਿੱਚ ਸਾਫਟ ਸਕਿੱਲ ਗਿਆਨ ਅਤੇ ਇਮਾਨਦਾਰੀ ਨੂੰ ਵਧਾਇਆ ਜਾਂਦਾ ਹੈ।)

	Strongly Agree	Agree	Neutral	Disagree	Strongly Disagree	Total
Number of students Responses	70	249	21	16	05	361
Percentage	19.4	68.97	5.82	4.43	1.38	100

Table 3. shows that out of 361 parents surveyed. 70 i.e. 19.4% parents strongly agree that there ward knowledge and integrity has been enhanced while studying in college ,249 i.e. 68.97% of parents agree for the same, 21 i.e.5.82%, parents views are neutral, 16 i.e. 4.43% parents are disagree and 5 i.e. 1.38% parents are strongly disagree.

The results of Question 3 are presented below in the diagram as shown fig.3

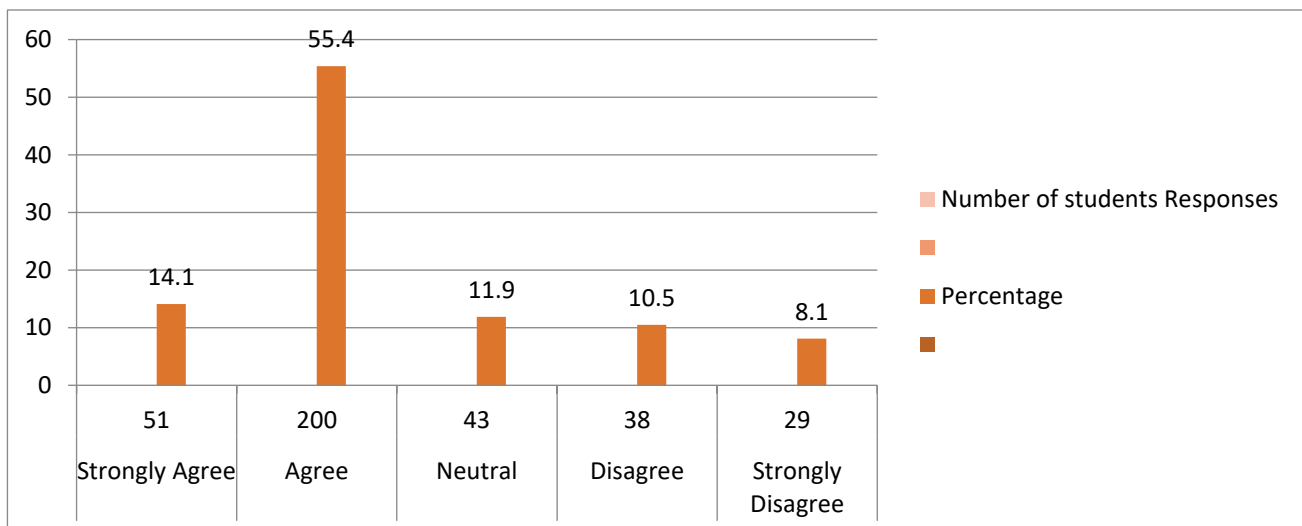


4. Discipline and work culture of the college is appreciable.(ਕਾਲਜ ਦਾ ਅਨੁਸ਼ਾਸਨ ਅਤੇ ਕਾਰਜ ਸੱਭਿਆਚਾਰ ਸ਼ਲਾਘਾਯੋਗ ਹੈ।)

	Strongly Agree	Agree	Neutral	Disagree	Strongly Disagree	Total
Number of students Responses	51	200	43	38	29	361
Percentage	14.1	55.40	11.9	10.5	8.1	100

Table 4. shows that out of 361 parents surveyed. 51 i.e. 14.1% parents strongly agree that Discipline and work culture of the college is appreciable, 200 i.e. 55.40% of parents agree for the same, 43 i.e. 11.9%, parents views are neutral, 38 i.e. 10.5% parents are disagree and 29 i.e. 8.1% parents are strongly disagree.

The results of Question 4 are presented below in the diagram as shown fig.4

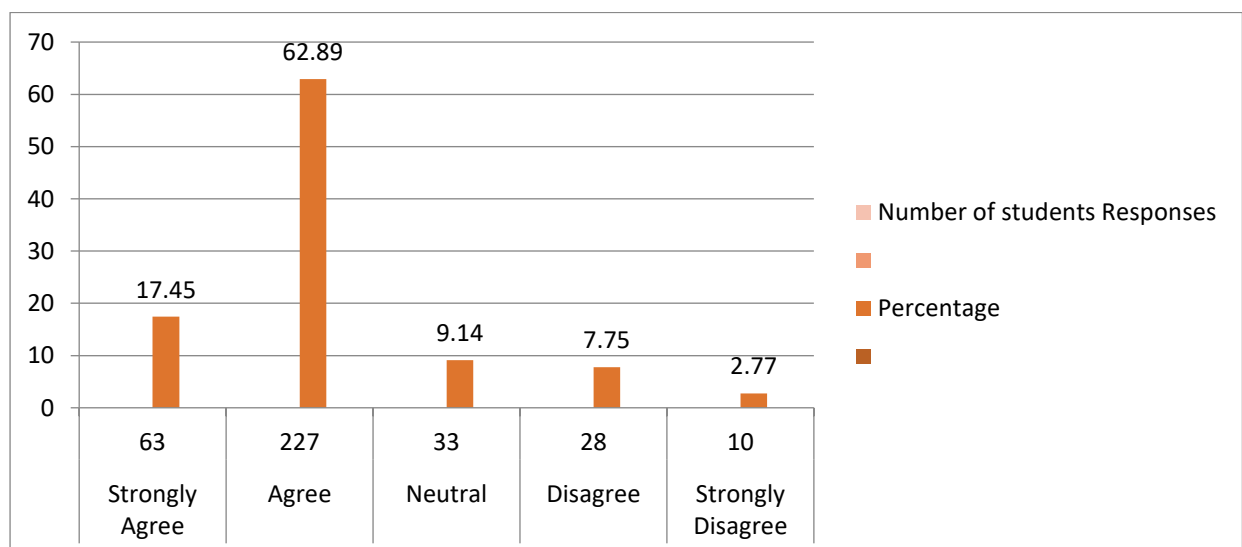


5. The college library has sufficient number of reference material and books relating to college curriculum. (ਕਾਲਜ ਦੀ ਲਾਇਬ੍ਰੇਰੀ ਵਿੱਚ ਕਾਲਜ ਦੇ ਪਾਠਕ੍ਰਮ ਨਾਲ ਸਬੰਧਤ ਸੰਦਰਭ ਸਮੱਗਰੀ ਅਤੇ ਕਿਤਾਬਾਂ ਦੀ ਕਾਫੀ ਗਿਣਤੀ ਹੈ।)

	Strongly Agree	Agree	Neutral	Disagree	Strongly Disagree	Total
Number of students Responses	63	227	33	28	10	361
Percentage	17.45	62.89	9.14	7.75	2.77	100

Table 5. shows that out of 361 parents surveyed. 63 i.e. 17.45% parents strongly agree that the college library has sufficient number of reference material and books relating to college curriculum. ,227 i.e. 62.89% of parents agree for the same, 33 i.e.9.14%, parents views are neutral, 28 i.e. 7.75% parents are disagree and 10 i.e. 2.77% parents are strongly disagree.

The results of Question 5 are presented below in the diagram as shown fig.5

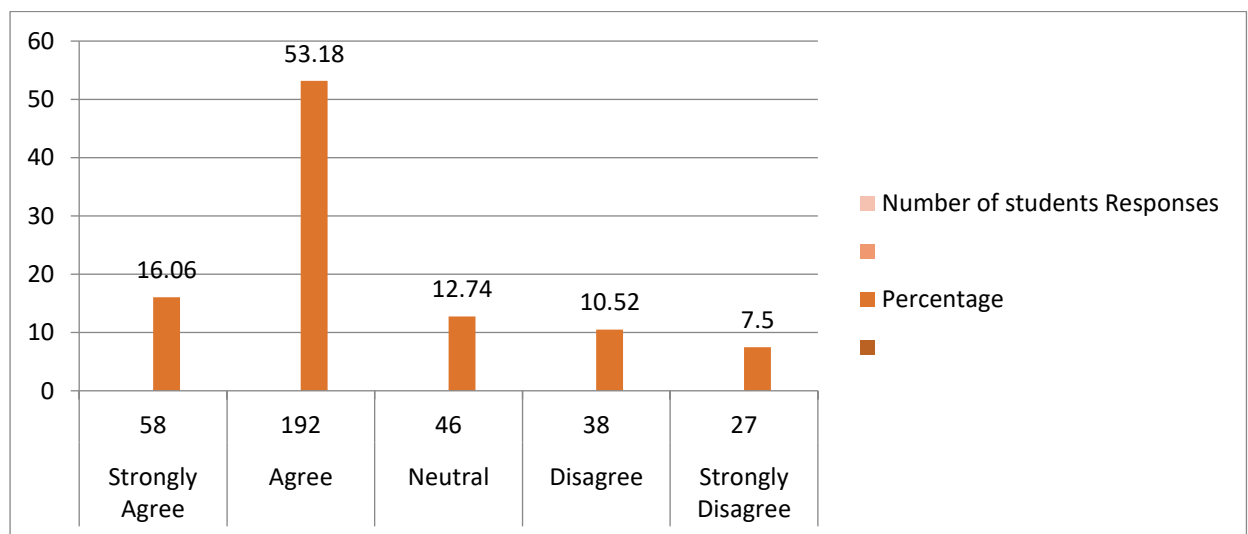


6. Availability of syllabus based e-resources is adequate.(ਸਿਲੇਬਸ ਆਧਾਰਿਤ ਈ-ਸਰੋਤ ਦੀ ਉਪਲਬਧਤਾ ਕਾਫ਼ੀ ਹੈ।)

	Strongly Agree	Agree	Neutral	Disagree	Strongly Disagree	Total
Number of students Responses	58	192	46	38	27	361
Percentage	16.06	53.18	12.74	10.52	7.5	100

Table 6. shows that out of 361 parents surveyed. 58 i.e. 16.06% parents strongly agree that availability of syllabus based e-resources is adequate. ,192 i.e. 53.18% of parents agree for the same, 46 i.e.12.74%, parents views are neutral, 38 i.e. 10.52% parents are disagree and 27 i.e. 7.5% parents are strongly disagree.

The results of Question 6 are presented below in the diagram as shown fig.6

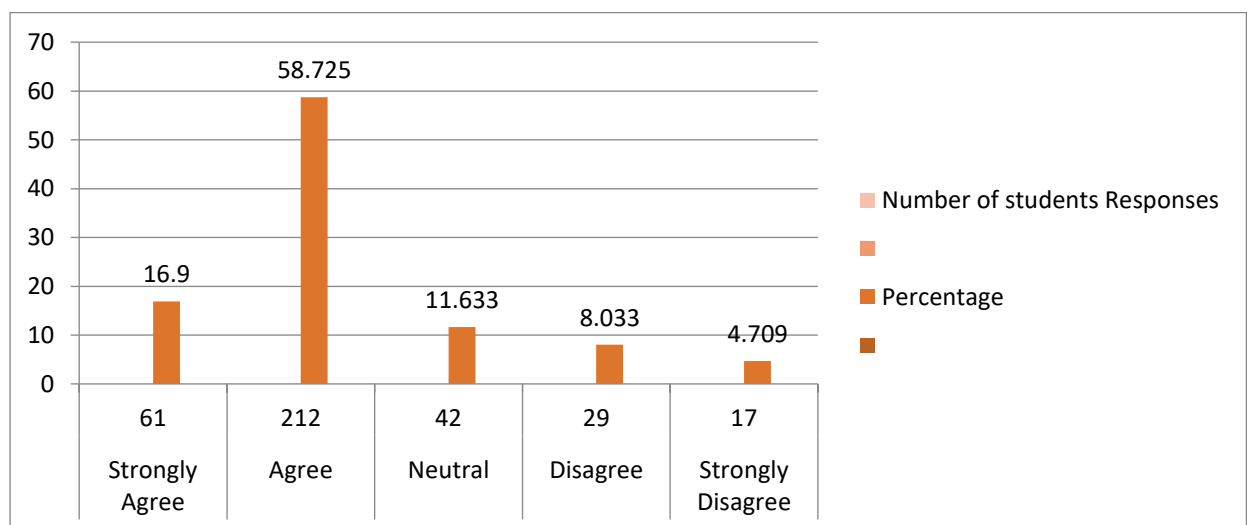


7. The college provides counselling and guidance to the students.(ਕਾਲਜ ਵਿਦਿਆਰਥੀਆਂ ਨੂੰ ਕਾਉਂਸਲਿੰਗ ਅਤੇ ਮਾਰਗਦਰਸ਼ਨ ਪ੍ਰਦਾਨ ਕਰਦਾ ਹੈ।)

	Strongly Agree	Agree	Neutral	Disagree	Strongly Disagree	Total
Number of students Responses	61	212	42	29	17	361
Percentage	16.9	58.725	11.633	8.033	4.709	100

Table 7. shows that out of 361 parents surveyed. 61 i.e. 16.9% parents strongly agree that the college provides counselling and guidance to the students. ,21 i.e. 58.725% of parents agree for the same, 42 i.e.11.633%, parents views are neutral, 29 i.e. 8.033% parents are disagree and 17 i.e. 4.709% parents are strongly disagree.

The results of Question 7 are presented below in the diagram as shown fig.7

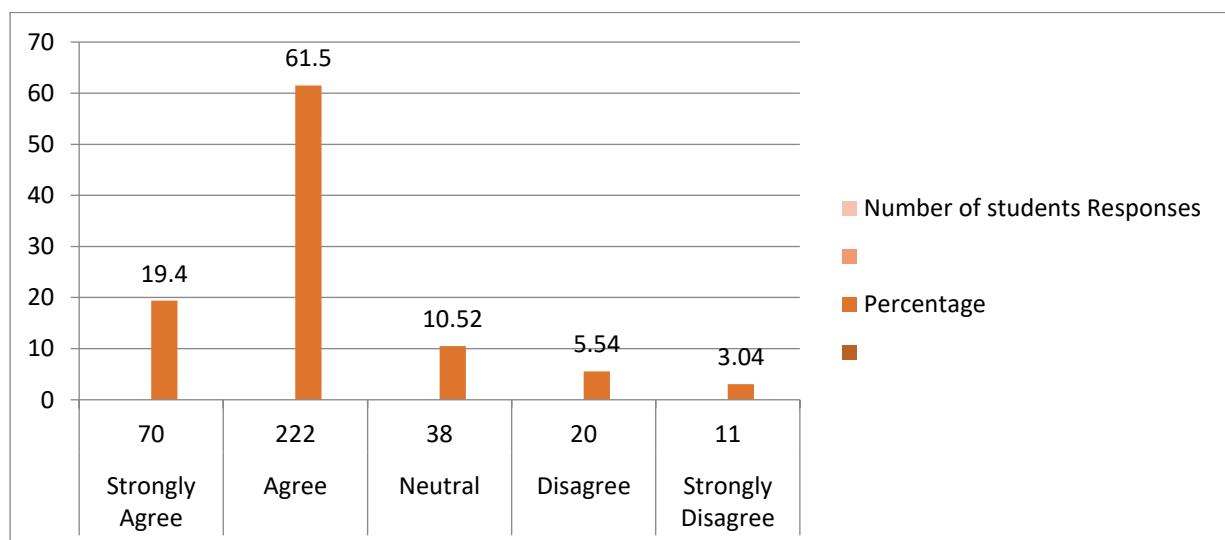


8. Extracurricular activities are very encouraging. (ਪਾਠਕ੍ਰਮ ਤੋਂ ਬਾਹਰ ਦੀਆਂ ਗਤੀਵਿਧੀਆਂ ਬਹੁਤ ਉਤਸ਼ਾਹਜਨਕ ਹਨ।)

	Strongly Agree	Agree	Neutral	Disagree	Strongly Disagree	Total
Number of students Responses	70	222	38	20	11	361
Percentage	19.4	61.5	10.52	5.54	3.04	100

Table 8. shows that out of 361 parents surveyed. 70 i.e. 19.4% parents strongly agree that the Extracurricular activities are very encouraging. ,222 i.e. 61.5% of parents agree for the same, 38 i.e.10.52%, parents views are neutral, 20 i.e. 5.54% parents are disagree and 11 i.e. 3.04% parents are strongly disagree.

The results of Question 8 are presented below in the diagram as shown fig.8

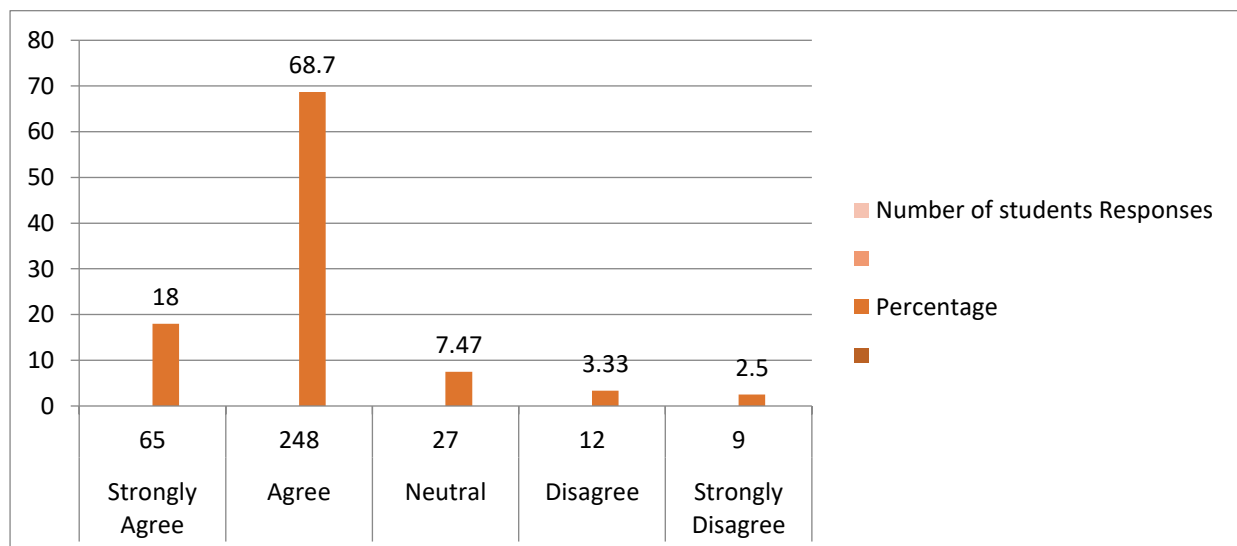


9. Sports facilities are very attractive. (ਖੇਡਾਂ ਦੀਆਂ ਸਹੂਲਤਾਂ ਬਹੁਤ ਆਕਰਸ਼ਕ ਹਨ।)

	Strongly Agree	Agree	Neutral	Disagree	Strongly Disagree	Total
Number of students Responses	65	248	27	12	09	361
Percentage	18	68.7	7.47	3.33	2.50	100

Table 9. shows that out of 361 parents surveyed. 65 i.e. 18.0% parents strongly agree that the college has attractive sports facilities. ,248 i.e. 68.7% of parents agree for the same, 27 i.e.7.47%, parents views are neutral, 12 i.e. 3.33% parents are disagree and 09 i.e. 2.50% parents are strongly disagree.

The results of Question 9 are presented below in the diagram as shown fig9



10. The college makes considerable efforts for holistic growth of students. (ਕਾਲਜ ਵਿਦਿਆਰਥੀਆਂ ਦੇ ਸਰਵਪੱਖੀ ਵਿਕਾਸ ਲਈ ਕਾਫ਼ੀ ਉਪਰਾਲੇ ਕਰਦਾ ਹੈ।)

	Strongly Agree	Agree	Neutral	Disagree	Strongly Disagree	Total
Number of students Responses	59	224	40	23	15	361
Percentage	16.34	62.03	11.08	6.4	4.15	100

Table 10. shows that out of 361 parents surveyed. 59 i.e. 16.34% parents strongly agree that the college makes considerable efforts for holistic growth of students. ,224 i.e.62.03% of parents agree for the same, 40 i.e.11.8%, parents views are neutral, 23 i.e. 6.4% parents are disagree and 15 i.e. 4.15% parents are strongly disagree.

The results of Question 10 are presented below in the diagram as shown fig.10

